




**AMERICAN RED CROSS
PRISONER OF WAR
FOOD PACKAGE**

**NO.10
FOR DISTRIBUTION THROUGH
INTERNATIONAL RED CROSS
COMMITTEE**

**AMERICAN RED CROSS
PRISONER OF WAR
FOOD PACKAGE
NO.10
FOR DISTRIBUTION THROUGH
INTERNATIONAL RED CROSS
COMMITTEE**

A large, solid red cross symbol, centered on the right side of the page.

KRIEGSGEFANGENENPOST

FOOD FOOD
LEBENSMITTEL PACKCHEN


PRISONERS PARCELS
BRITISH RED CROSS & ORDER OF ST. JHON
WAR ORGANISATION

KRIEGSGEFANGENENPOST


**COMITÉ INTERNATIONAL CROIX ROUGE,
GENÈVE-TRANSIT,
SUISSE**



COMITE INTERNATIONAL CROIX ROUGE,
GENEVE-TRANSIT,
SUISSE



PRISONERS PARCELS
THE CANADIAN RED CROSS SOCIETY
KRIEGSGEFANGENENPOST



**KRIEGSGEFANGENER
FUR AUSTEILUNG
FOR DISTRIBUTION**

FOOD	15 PACKETS
LEBENSMITTEL	15 PACKCHEN
SOAP	1 PIECE
SEIFE	1 STUCK

BRITISH RED CROSS & ST. JOHN



CONTENTS

Sal. Volatile, 2 ozs.
Disinfectant (Lysantol), 4 ozs., diluted ready for use.
Bicarbonate of Soda, 4 ozs.
Tannic Acid Jelly, 1 tube (Tannex).
Adhesive Plaster.
Gauze, 3 yds.
Absorbent Cotton Wool, 4 ozs.
Bandages, 2" and 3", 6 each.
Triangular Bandages, 3.
Bandage Tourniquet, 1.
Scissors.
Safety Pins.
Drinking Cup and Medicine Measure.
Sanitary Pads, 1 dozen.
Babies Napkins, 1 dozen.



INSTRUCTION FOR USE

Sal. Volatile.—In mild cases of faintness, put a few drops on cotton wool and use as smelling salts. If this has no effect and patient is still conscious, give 1 teaspoonful in 1 cup cold water. *When the patient is unconscious, nothing is to be given by mouth but smelling method may be used.*

Disinfectant.—Lysanol takes the place of iodine for cuts and cleansing of the skin. The disinfectant provided has been diluted and is ready for use. Allow to dry on the skin before putting on a dressing.

Bicarbonate of Soda.—For large burns, or if tannic acid jelly is not available, dissolve 1 dessertspoonful in 1 lukewarm water and use as a wet dressing. *keep the dressing constantly wet.*

Tannic acid jelly.—Spread evenly and very thinly over burn and allow to dry before covering with a *light dressing*. This jelly may also be used for blistered bells and scraped knees.

Bandage Tourniquet.—Raise the bleeding limb as high as possible and keep it high. Apply the bandage smoothly and tightly around the limb between the wound and the heart. Use no pad or twist with this tourniquet. Loosen gently and slowly after 15 minutes. If bleeding become severe again re-apply bandage.