

QUARTERMASTER SUPPLY CATALOG

Higher Echelon and Depot Spare Parts for

Range, Field, M-1937, QM Stock
No. 65-J-2225

1. This catalog lists the higher echelon and depot spare parts for Range, Field, M-1937, Stock No. 65-J-2225. It is to be used for identification, storage, and supply, for combined third and fourth, and fifth echelons; and as a guide for the initial issue for third and higher echelons of supply and maintenance.
2. See Section QM 1, Quartermaster Supply Catalog, for general description of QM 8 Supply Catalogs, requisitioning instructions and explanation of use of this catalog.
3. Items marked by the symbol NX in this catalog are nonexpendable items. All other items are expendable.
4. Certain replacement parts are indicated for Unit, Fire, M-1937, with standard type generator Stock No. 65-J-2605. However, this item should be converted in accordance with Modification Work Order QM 5, dated 10 July 1944, by the use of Set, conversion, fire, unit; Set No. 2 (simplified) Stock No. 65-J-2577.
5. The weights and cubage of spare parts required for combined third and fourth Echelon Maintenance are as follows:
For 100 Ranges, field M-1937, 70 lbs., 2 cu. ft.
For 250 Ranges, field M-1937, 150 lbs., 4 cu. ft.
6. Base Depot stock is for 100 Ranges, field, M-1937 for one (1) year. The measure of usage is 2,555 hours based on 7-hour operation per day for 365 days.
7. Stock levels for tactical supply organizations such as Army Depots will be based on the guide established for Base Depots and will be proportioned according to troop strength and length of stock level period.
8. Part numbers in tables below refer to numbers listed in instruction manual "Your Army Field Range M-1937" numbers in illustrations are parts numbers.

Headquarters, Army Service Forces

December 1944

QM 8-MISC 8

THIRD AND FOURTH ECHELON AND BASE DEPOT SPARE PARTS FOR UNIT, FIRE, SIMPLIFIED CONVERTED TYPE, STOCK NO. 65-J-2612 AND UNITS, FIRE, MODIFIED WITH SET, CONVERSION, FIRE UNIT NO. 2 (SIMPLIFIED) STOCK NO. 65-J-2612

[Parts marked by symbol “%” may be requisitioned by 1st and 2d echelons, but no established maintenance allowances are provided for these echelons]

Part No.	Stock No.	Nomenclature	Unit of measure	Quantity per major item	Combined 3d and 4th echelon		Base depot stock
					100	250	
90	65-J-1101	% BOLT, stove, round head, $\frac{3}{16}$ " x 1", w/nut and lockwasher, tank anchor strap.	ea	4			80
145	65-J-1310	BURNER, fire unit	ea	1	1	2	50
102	65-J-1407	CAP, filler tube, fuel tank, w/plug.	ea	1	2	4	55
144	65-J-1490	% CHAMBER, mixing	ea	1	1	2	10
122	65-J-1510	% CHECK, valve, air input.	ea	1			15
107	65-J-1515	% CHECK, valve, fuel output.	ea	1			15
110	65-J-1730	% ELBOW, air output	ea	1			15
126	65-J-1740	% ELBOW, gage, air	ea	1			10
127	65-J-1830	% GAGE, air pressure	ea	1	1	2	15
257	65-J-1857	GENERATOR, fire unit, converted type.	ea	1	15	36	1, 050
131	65-J-1860	% GLAND, packing, valve, air, fuel or flame.	ea	3			15
127B	65-J-1864	GLASS, gage, air, pressure	ea	1	1	2	20
264	65-J-1962	JET, fuel, flame, valve	ea	1	20	45	230
262	65-J-1964	JET, metering, mixture, valve.	ea	1	30	70	250
133	65-J-2015	KNOB, valve stem, w/cotter pin, air.	ea	1			35
135	65-J-2021	KNOB, valve stem, w/cotter pin, flame.	ea	1			35
134	65-J-2025	KNOB, valve stem, w/cotter pin, fuel.	ea	1			35
95	65-J-2073	% MIRROR, panel, fire unit, front.	ea	1			5
147	65-J-2077	NUT, burner	ea	1	1	2	20
141	65-J-2079	NUT, valve, flame	ea	1	1	2	15
132	65-J-2085	PACKING, valve, stem	ea	3	15	30	175
93	65-J-2100	% PANEL, fire unit, front	ea	1			12
136	65-J-2120	PIN, cotter, beveled point, $\frac{3}{32}$ " x 1" (component of parts Nos. 122, 134, and 135).	ea	3	30	75	200
157B	65-J-2123	% PIN, cotter, beveled point, $\frac{3}{32}$ " x 1 $\frac{1}{4}$ " (component of part No. 157).	ea	1			144
123	65-J-2245	% RETAINER, valve, check, air input.	ea	1			30

Part No.	Stock No.	Nomenclature	Unit of measure	Quantity per major item	Combined 3d and 4th echelon		Base depot stock
					100	250	
93B	65-J-2287	3/16" RIVET, steel, flathead, 3/8" (component of parts Nos. 85, 93 and 94).	ea	12	12	12	24
88B or 89B	65-J-2290	3/16" RIVET, steel, round-head, 3/8" (component of parts Nos. 88 and 89).	ea	8	12	12	36
146	65-J-2300	ROD, burner, control	ea	1			12
144B	65-J-2335	SCREW, machine, steel, roundhead, NCTS, 1/4" x 1/2" (component of part No. 144).	ea	2	10	10	100
96 or 101	65-J-2345	SCREW, self-tapping, roundhead, 1/4" No. 10 (component of parts Nos. 95, 100 and 109).	ea	14	10	10	100
98	65-J-2352	3/16" SCREW, set, steel, cup point, 5/8"	ea	3			60
158	65-J-2370	3/16" SCREW, set, steel, hanger point, NCTS, 5/8" x 3/4" (component of part 157).	ea	1	12	12	60
259	65-J-2393	3/16" SHIELD, starting, converted type.	ea	1			4
109	65-J-2395	3/16" SHIELD, tank, air	ea	1			10
100	65-J-2398	3/16" SHIELD, tank, fuel	ea	1			10
142	65-J-2405	3/16" SHUTTER, air	ea	1	2	4	25
121	65-J-2484	STEM, valve, air input	ea	1	3	6	25
130	65-J-2482	STEM, valve, air or fuel	ea	1	3	6	20
265	65-J-2487	STEM, valve, flame	ea	1	4	6	45
277	65-J-2488	STEM, valve, mixture	ea	1	4	6	45
89	65-J-2494	3/16" STRAP, anchor, fire unit, tank, inner.	ea	4			4
88	65-J-2495	3/16" STRAP, anchor, fire unit, tank, outer.	ea	4			4
108	65-J-2498	3/16" TANK, air	ea	1			4
99	65-J-2500	3/16" TANK, fuel	ea	1			4
266	65-J-2538	TUBE, fuel, converted type	ea	1	5	11	90
118	65-J-2546	TUBE, fuel or air, long	ea	1	5	11	90
116	65-J-2560	TUBE, manifold	ea	1	5	11	90
106	65-J-2580	3/16" TUBE, uptake, fuel output valve.	ea	1			10
119	65-J-2635	3/16" VALVE, air input	ea	1			15
128	65-J-2625	3/16" VALVE, air or fuel, w/out knob.	ea	1	1	2	24
263	65-J-2652	VALVE, flame	ea	1	5	10	75
104	65-J-2675	3/16" VALVE, fuel output	ea	1	1	2	18
261	65-J-2680	VALVE, mixture	ea	1	6	10	40
157	65-J-2700	3/16" YOKE, generator, fire unit.	ea	1			25

QM 8-MISC 8

BASE DEPOT SPARE PARTS FOR UNIT, FIRE (STANDARD TYPE), QM STOCK NO. 65-J-2605

Part No.	Stock No.	Nomenclature	Unit of measure	Quantity per major item	Base depot stock
151	65-J-1430	CAP, generator tube	ea	2	10
212	65-J-1555	CLEANER, generator	ea	1	75
153	65-J-1667	DISC, filter (50 per can)	ea	1	108,000
156	65-J-1845	GASKET, filter case cap screw.	ea	1	300
148	65-J-1855	GENERATOR, fire unit	ea	1	50
155	65-J-2330	SCREW, cap, filter case, generator.	ea	1	80
117	65-J-2540	TUBE, fuel, short	ea	1	40
207	65-J-2690-35	WRENCH, open end, $\frac{3}{16}$ " NX.	ea	1	30




FIGURE 1.—Spare parts for unit, fire, M-1937, stock No. 65-J-2012.

QM 8-MISC 8

BASE DEPOT SPARE PARTS AND ACCESSORIES FOR
CABINET, RANGE, FIELD, M-1937, STOCK NO. 65-J-1330

Part No.	Stock No.	Nomenclature	Unit of measure	Quantity per major item	Base depot stock
21	65-J-1165	BRACKET, cabinet, lifting handle, front, left.	ea	1	2
19	65-J-1167	BRACKET, cabinet, lifting handle, front, right.	ea	1	2
22	65-J-1171	BRACKET, cabinet, lifting handle, rear, left.	ea	1	2
20	65-J-1173	BRACKET, cabinet, lifting handle, rear, right.	ea	1	2
83	65-J-1195	BRACKET, hinge bar, lower front door, left.	ea	1	2
82	65-J-1197	BRACKET, hinge bar, lower front door, right.	ea	1	2
41	65-J-1205	BRACKET, hinge bar, top door, left.	ea	1	2
40	65-J-1210	BRACKET, hinge bar, top door, right.	ea	1	2
62B	65-J-1227	BRACKET, hinge bar, upper front door, left.	ea	1	2
62	65-J-1229	BRACKET, hinge bar, upper front door, right.	ea	1	2
70	65-J-1239	BRACKET, latch, cabinet, upper front door, left.	ea	1	2
69	65-J-1240	BRACKET, latch, cabinet, upper front door, right.	ea	1	2
73	65-J-1245	BRACKET, latching, cabinet, upper front door, left.	ea	1	2
72	65-J-1246	BRACKET, latching, cabinet, upper front door, right.	ea	1	2
39	65-J-1280	BRACKET AND GRIDDLER SUPPORT ASSEMBLY, left front or right rear.	ea	2	5
38	65-J-1285	BRACKET AND GRIDDLER SUPPORT ASSEMBLY, right front or left rear.	ea	2	5
36	65-J-1305	BUMPER, cradle, cook pot.	ea	1	2
1	65-J-1330	CABINET, NX	ea	1	2
216	65-J-1470	CHAIN, tie-in, left.	ea	1	10
215	65-J-1475	CHAIN, tie-in, right.	ea	1	10
218	65-J-1590	CONTAINER, tin, w/graphite grease.	ea	1	150
159	65-J-1645	CRADLE, cook pot.	ea	1	3
7	65-J-1651	CROSS MEMBER, cabinet, lower front.	ea	1	2
6	65-J-1652	CROSS MEMBER, cabinet, upper front.	ea	1	2
74	65-J-1685	DOOR, cabinet, front, lower.	ea	1	4
50	65-J-1690	DOOR, cabinet, front, upper.	ea	1	5
50A	65-J-1720	DOOR—assembly, cabinet, front, upper (consists of one each parts Nos. 50, 61, 63, 64, 65, 68, 69 and 70 and two each of parts Nos. 66 and 71).	ea	1	4

Part No.	Stock No.	Nomenclature	Unit of measure	Quantity per major item	Base depot stock
42	65-J-1695	DOOR, cabinet, top	ea	1	4
48	65-J-1892	HANDLE, cabinet, top door.	ea	1	2
16A	65-J-1910-80	HANDLE—assembly, cabinets, lifting, (consists of part No. 16 and two each of parts Nos. 17 and 26).	ea	1	2
68	65-J-2050	LATCH, door, cabinet, front upper.	ea	1	2
60	65-J-2065	LATCH, shutter, cabinet, door, front upper.	ea	1	4
18 and 26	65-J-2110	PIN, cotter, beveled point, $\frac{3}{32}$ " x $\frac{5}{8}$ "	ea	5	25
23					
23A	65-J-2128	PIN, latching, cabinet, upper.	ea	1	10
	65-J-2131-85	PIN—assembly, latching, cabinet, upper (includes one each of parts Nos. 23, 24, 25 and 26).	ea	1	2
17	65-J-2131	PIN, lifting, handle, cabinet	ea	4	2
71	65-J-2133	PLATE, bracket, latch, door, front upper.	ea	2	5
220	65-J-2142	PROTECTOR, arm, long	ea	1	25
221	65-J-2143	PROTECTOR, arm, short	ea	1	25
35	65-J-2185	RAIL, cradle, cook pot, left.	ea	1	2
34	65-J-2187	RAIL, cradle, cook pot, right.	ea	1	2
31	65-J-2205	RAIL, fire unit, bottom, left.	ea	1	2
30	65-J-2207	RAIL, fire unit, bottom, right.	ea	1	2
33	65-J-2210	RAIL, fire unit, middle or upper, left.	ea	2	2
32	65-J-2212	RAIL, fire unit, middle or upper, right.	ea	2	2
37	65-J-2220	RAIL, pan, bake, and roasting.	ea	2	2
29	65-J-2265	RIVET, shutter, cabinet, ventilator (component of parts Nos. 27 and 28).	ea	6	36
67	65-J-2280	RIVET, stay, middle joint (component of parts Nos. 63, 64 and 65).	ea	4	24
66	65-J-2285	RIVET, stay, upper member (component of parts Nos. 50, 63 and 64).	ea	4	24
		RIVETS, steel, counter-sunk head, as follows:			
	43-R-17820	$\frac{3}{16}$ " x $\frac{1}{2}$ "	ea	8	50
	43-R-17821	$\frac{3}{16}$ " x $\frac{9}{16}$ "	ea	6	25
	43-R-17829	$\frac{3}{16}$ " x $1\frac{3}{8}$ "	ea	27	100
	43-R-17832	$\frac{3}{16}$ " x $1\frac{5}{8}$ "	ea	4	25

QM 8-MISC 8

Part No.	Stock No.	Nomenclature	Unit of measure	Quantity per major item	Base depot stock
	43-R-18690	RIVET, steel, flat head, $\frac{3}{32}$ " x $\frac{5}{16}$ ".	ea	2	10
		Rivets, steel, roundhead, as follows:			
	43-R-20000	$\frac{1}{8}$ " x $\frac{1}{4}$ "	ea	1	10
	43-R-20008	$\frac{3}{16}$ " x $\frac{1}{2}$ "	ea	9	50
	43-R-20009	$\frac{3}{16}$ " x $\frac{9}{16}$ "	ea	2	10
	43-R-20010	$\frac{3}{16}$ " x $\frac{5}{8}$ "	ea	16	100
	43-R-20012	$\frac{3}{16}$ " x $\frac{11}{16}$ "	ea	10	50
	43-R-20014	$\frac{3}{16}$ " x $\frac{13}{16}$ "	ea	2	10
	43-R-20016	$\frac{3}{16}$ " x $\frac{7}{8}$ "	ea	4	25
	43-R-20017	$\frac{3}{16}$ " x $\frac{15}{16}$ "	ea	5	25
	43-R-20059	$\frac{1}{4}$ " x $1\frac{1}{4}$ "	ea	4	25
	43-R-20061	$\frac{1}{4}$ " x $1\frac{3}{8}$ "	ea	4	25
28	65-J-2420	SHUTTER, ventilator, cabinet, left.	ea	1	1
27	65-J-2422	SHUTTER, ventilator, cabinet, right.	ea	1	1
24	65-J-2440	SPRING, cabinet, latching pin, upper.	ea	1	1
65	65-J-2465	STAY, door, cabinet, front, upper, lower member.	ea	1	1
64	65-J-2470	STAY, door, cabinet, front, upper, upper member, left.	ea	1	1
63	65-J-2475	STAY, door, cabinet, front, upper, upper member, right.	ea	1	1
25	65-J-2687	WASHER, pin, latching, cabinet, upper.	ea	1	1




FIGURE 2.—Spare parts and subassemblies for cabinet, Range, Field, M-1957




FIGURE 3.—*Cabinet, Range, Field, w/cradle, cook, pot*

TOOLS AND ACCESSORIES FOR UNIT, FIRE, SIMPLIFIED
CONVERTED TYPE

Part No.	Stock No.	Nomenclature	Unit of measure	Quantity per major item	Base depot stock
181	65-J-1145	BOX, tool, empty	ea	1	15
213	65-J-1300	BRUSH, steel wire	ea	1	75
260	65-J-1545	CLEANER, front generator tube, converted type.	ea	1	50
211	65-J-1565	CLEANER, slot, burner	ea	1	75
219	65-J-1585	CONTAINER, tin, small parts.	ea	1	
197	65-J-1655	CUP, leather, air pump	ea	1	200
214	64-F-540	FUNNEL, w/strainer 1/2-qt.	ea	1	75
202	65-J-1943	HOSE, pump, air pressure, complete.	ea	1	100
190	65-J-2160	PUMP, air pressure	ea	1	50
210	65-J-2230	REAMER, fuel jet	ea	1	100
209	41-S-1101	SCREW DRIVER, common, normal duty, single grip, 3'', NX.	ea	1	25
205A	65-J-2693-20	WRENCH, screw, cap, filter case, NX (may be used in lieu of wrench open end 5/16'')	ea	1	30
208	65-J-2696	WRENCH, set screw, 5/16'', NX.	ea	1	25
206	65-J-2690-45	WRENCH, open end, 5/8'', NX.	ea	1	25

UTENSILS AND EQUIPMENT PECULIAR TO RANGE, FIELD,
M-1937

Part No.	Stock No.	Nomenclature	Unit of measure	Quantity per major item	Base depot stock
250	64-B-436	BLADE, saw, butchers' 14'' center to center of hole, NX.	ea	1	48
223	64-C-1221-50	COVER, Field Range, M-1937, cook pot or insert, NX.	ea	2	48
230	64-C-1223	COVER, Field Range, M-1937, roasting pan, 2'' x 17 3/8'' x 21 1/8'', NX.	ea	1	36
225	64-I-680	INSERT, cook pot, 10-gal., NX.	ea	1	30
227	64-P-275	PAN, bake and roasting, Field Range, M-1937, NX.	ea	1	30
231	64-P-511	PAN, cake, 13 1/8'' x 16'' x 19 1/2'', NX.	ea	1	36

QM 8-MISC 8

Part No.	Stock No.	Nomenclature	Unit of measure	Quantity per major item	Base depot stock
224	65-J-2137	PLATE, splash	ea	1	24
222	64-P-2100	POT, cook, heavy, 15-gal., NX.	ea	1	36
249	64-S-115	SAW, butcher, blade 14", NX.	ea	1	24
	41-S-5274	STONES, sharpening, mounted, medium grit, 1" x 2" x 6", NX.	ea	1	12

HEADQUARTERS, ARMY SERVICE FORCES

WASHINGTON 25, D. C., 22 December 1944

Army Service Forces Quartermaster Supply Catalog, Section QM 8-MISC 8, Higher Echelon and Depot Spare Parts For Range, Field, M-1937, QM Stock No. 65-J-2225, has been prepared under the supervision of The Quartermaster General, and is published for the information and guidance of all concerned.

[SPX 461 (21 Nov 44)]

BY COMMAND OF LIEUTENANT GENERAL SOMERVELL:

OFFICIAL:

J. A. ULIO
Major General
The Adjutant General

W. D. STYER

Lieutenant General, U. S. A.
Chief of Staff

DISTRIBUTION:

Sec of War (1); C of Stf (1); AGF (5); ASF (2); AAF (5); T of Opn (10); Dept (5); AAF C (2); Arm & Sv Bd (2); Def C (5); S Div ASF (1); Tech Sv (2); Sv C (5); Area A Sv C (2); ASF Dep (5); QM Dep (5); WD GS, Lib (2); A (5); CHQ (2); D (2); B (1); R (1); Bn (1); AF (2)

For explanation of symbols, see FM 21-6