

MHI
Copy 1

FM 9-6

WAR DEPARTMENT FIELD MANUAL

ORDNANCE DEPARTMENT

**AMMUNITION
SUPPLY**

WAR DEPARTMENT • 15 JUNE 1944

ORDNANCE FIELD MANUAL

AMMUNITION SUPPLY

CHANGES } WAR DEPARTMENT,
 No. 1 } WASHINGTON 25, D. C., 21 December 1944.

FM 9-6, 15 June 1944, is changed as follows:

5. DEFINITIONS. Certain terms will * * * of this manual. When the term "ammunition" is used in this manual, the connotation is "serviceable ammunition" (unless specifically stated otherwise, or the text is such as to make it obviously inapplicable) for which the Ordnance Department has been assigned the responsibility for procurement, storage, and distribution.

a. Terms commonly used in ammunition supply:

* * * * *

(3.1) (Added.) *Ammunition inspector.* An officer on the staff of the ordnance officer of armies or higher command, who has been trained in the care, handling, and storage of ammunition. His duties include:

(a) To ascertain that all ammunition is being properly handled and stored, and to investigate any malfunctions.

(b) To advise the commanding general, through appropriate ordnance officers, of the condition of ammunition in his area, of the required storage facilities for ammunition, and of protective means required to prevent fire hazard and sabotage.

(3.2) (Added.) *Ammunition maintenance.* The upkeep and repair of stocks of ammunition and all operations closely connected therewith. The term "maintenance" embraces:

(a) *Routine maintenance.* Maintenance operations not involving disassembly of ammunition or replacement of components, comprising chiefly cleaning and protection of exterior surfaces of individual items and/or packages of ammunition, ammunition components, and explosives.

(b) *Reconditioning.* Maintenance operations limited in extent and hazards, such as removal of corrosion, repacking, etc.

(c) *Renovation.* The restoration to serviceable conditions of ammunition by operations more extensive or more hazardous than reconditioning, normally by the replacement of components.

Note. Renovation operations normally include not only renovation proper, but also reconditioning, routine maintenance, and modification necessary to restore items to the greatest possible serviceability.

(3.3) (Added.) *Ammunition modification.* The alteration of ammunition as a result of engineering changes. Reconditioning and maintenance operations may frequently include modification. Modification will be performed only as ordered by the Chief of Ordnance.

* * * * *

(13) *Transportation order* (Superseded). An authority for an ammunition train commander to move allocated ammunition from one point to another. When a transportation order is properly authenticated, it is the authority for the organization to move that ammunition from the ammunition supply installation.

7. ADEQUACY OF AMMUNITION SUPPLY SYSTEM.

* * * * *

b. Cardinal principles of supply.

* * * * *

(5.1) (Added.) *Preventive maintenance.* Proper care, handling, and storage of ammunition in order to prevent it from becoming unserviceable.

* * * * *

c. (Added.) *Specific principles for ammunition supply.* The cardinal principles involved in maintaining an adequate supply of serviceable ammunition available at all times for immediate issue for use by combat troops are:

(1) Supervision by qualified ordnance personnel of handling and storage. This is particularly applicable during amphibious operations. (See par. 91.)

(2) Proper choice of sites for ASP's. (See par. 49.)

(3) Proper handling, stacking, storing on dunnage and

AMMUNITION SUPPLY

under cover, and care of ammunition in AP's., including segregation by lot numbers. (See FM 9-20.)

(4) Adequate supervision by an ammunition inspector. (See par. 5a (3.1).)

(5) Proper selection of personnel. (See par. 8b.)

(6) Keep up to date on the latest information concerning the care, handling, storage, modification, and design of ammunition and apply the latest principles or changes concerning these functions as quickly as conditions permit. (See par. 24d.)

(7) Segregation, or where that is impractical, the immediate destruction of any ammunition that has become unserviceable due to rough handling or improper storage and consequently has become a hazard to the serviceable ammunition. (See TM 9-1900.)

(8) Avoid shipment forward of unserviceable or improperly packaged ammunition.

(9) Prevention of unnecessary deterioration of ammunition due to exposure, by not removing it from its original container until required for actual use. Ammunition that has been unpacked for alert purposes should be given priority of issue to fill practice requirements.

8. COMMAND RESPONSIBILITY.

* * * * *

b. Within each command, * * * his special staff. All officers charged with direct responsibility for ammunition should have had special training in the care, handling, storage, and transportation of ammunition. The ordnance officer * * * and FM 101-5.)

10. PHASES OF AMMUNITION SUPPLY SYSTEM.

* * * * *

a. Provision for the physical movement of the ammunition. This includes transportation, proper handling, storage, and issue. It also includes provision for the inspection of ammunition to insure that those items pushed forward are in serviceable condi-

tion and will remain so during the expected interval before use by the combat troops. Unserviceable ammunition will either be destroyed locally or put into an entirely segregated area and definite arrangements made for its renovation.

* * * * *

17. **DELIVERIES.** Ammunition shipped from * * * are specifically requisitioned. Whenever possible, fuzes and primers will be segregated within the car or other vehicle in order that they may be readily accessible, and to reduce the danger of sympathetic detonation.

22. AMMUNITION REPORTS.

* * * * *

c. In addition to * * * by using units. These reports should indicate quantities, if any, by types of unserviceable ammunition on hand, and if replacement is required. These reports may be consolidated by each echelon and submitted to the next higher echelon, if required.

d. (Added.) All available information concerning accidental explosions of ammunition or other explosives is desired by the War Department. (See AR 750-10, 55-550, and 210-10.) In oversea commands, the commanders thereof, so far as is practicable, will cause an investigation to be made of every accidental explosion. Report of such investigation and any similar reports received of accidental explosions of munitions and explosives of Allied forces will be forwarded to the War Department (Attention: Chief of Ordnance). Such reports are necessary in preparation of safety regulations, development of handling procedures, determination of safe quantity distances, and to provide data for a continuous study in safety measures.

24. AMMUNITION OPERATIONS IN THE THEATER.

* * * * *

AMMUNITION SUPPLY

d. (Added.) Informing the Office, Chief of Ordnance, of particular problems pertaining to ammunition encountered in the theater. This can best be accomplished by arranging for selected ammunition officers to return to the Office, Chief of Ordnance, for short periods of time in order to be brought up to date on matters pertaining to the care, handling, storage, and design of ammunition, and to give first-hand information to the Office, Chief of Ordnance, on the status of these matters in his theater.

26. CAPTURED ABANDONED, OR RECOVERED

AMMUNITION. a. **Inspection.** Ordnance personnel at salvage collecting points are responsible for prompt examination and classification of ammunition received. This ammunition must be kept segregated and stored under guard until it has been inspected by trained ordnance ammunition personnel and either found satisfactory for storage in the regular supply point or set aside awaiting renovation or destruction as the case may be. Any ammunition thought to be hazardous should be destroyed at once either by demolition or by dumping at sea. (See TM 9-1900.)

b. **Disposition.** The disposition of all ammunition brought to salvage collecting points is controlled by the army or communications zone ordnance officer or by the officers designated by the theater commander. Such officers should have received training in the care, handling, and inspection of ammunition in order to evaluate which ammunition is to be destroyed and which is to be renovated.

* * * * *

(2) *Unserviceable ammunition.* (a) Minor renovation may be accomplished by properly trained personnel of ordnance ammunition companies. Ammunition requiring renovation * * * its field equipment.

* * * * *

(3) *Enemy duds* (Superseded.) Duds are a valuable source of information concerning enemy ammunition. When a dud is found, it will not be moved but its location will be marked and pertinent information reported through the proper channels. Duds will be handled only by specially trained personnel who ordinarily, where practicable, will destroy them in place unless instructed by the ordnance officer to investigate them for the purpose of obtaining information to be transmitted to the intelligence officer.

* * * * *

31. REPORTS AND RECORDS.

* * * * *

b. The theater ordnance officer receives the following reports:

* * * * *

(3) Periodic reports from * * * the following data:

* * * * *

(d) Such other information as the theater ordnance officer may require, for example, quantities and types of unserviceable ammunition.

* * * * *

49. NUMBER, TYPE, SIZE, AND LOCATIONS OF INSTALLATIONS. The factors which * * * include the following:

* * * * *

f. Ordnance ammunition personnel and equipment available.

* * * * *

h. Terrain and natural cover This consideration includes the quantities of ammunition that can be properly stored in a given supply installation in order to comply with quantity-distances and correct methods of storing ammunition. (See FM 9-20, and TC 47, 1944).

AMMUNITION SUPPLY

51. NUMBER AND LOCATION OF ASP's. a. **Accessibility.** ASP's must be distributed so that each using unit can easily reach at least one ASP containing ammunition allocated to it. The roads within the ASP should be open under all conditions and the stacks of ammunition within the ASP should be properly located so as to be readily accessible at all times for the loading and unloading of ammunition trucks. There should be * * * the combat troops.

* * * * *

83. DUTIES OF DIVISION AMMUNITION OFFICER.

The duties of the division ammunition officer normally include the following:

* * * * *

d. Supervision of ammunition supply to and within subordinate units with respect to the following:

* * * * *

(5) (Added.) To ascertain by personnel observation that the ammunition is being properly handled, cared for, stored, and transported.

90. MUNITIONS OFFICER.

* * * * *

h. (Added.) Supervision of handling, care, storage, and transportation of ammunition to assure that these functions are being properly performed.

91. GENERAL.

* * * * *

c. (Added.) Unnecessary deterioration of ammunition due to exposure should be avoided so far as practicable, by not removing it from its original container until required for actual use. Ammunition that has been opened for any reason should be given priority of issue provided it is still serviceable.

d. (Added.) As soon as the situation will allow, ammunition landed in the initial waves will be inspected and any

ORDNANCE FIELD MANUAL

unserviceable items will be disposed of by dumping at sea or by any other approved method.

92. INTRODUCTION. This chapter is * * * see chapter 4. The forms described in this chapter and in chapter 4 are available by requisition at adjutant general depots.

[AG 300.7 (20 Nov 44)]

BY ORDER OF THE SECRETARY OF WAR:

OFFICIAL:

J. A. ULIO

Major General

The Adjutant General

G. C. MARSHALL

Chief of Staff

DISTRIBUTION:

AAF (10); AGF (10); ASF (2); T of Opns (2); Arm & Sv Bd (2); Def C (10); Tech Sv (2); Sv C (10); PC&S (1); Gen & Sp Sv Sch (50) except TD Sch (550), Cav Sch (300); USMA (2); ROTC (1); A (10); CHQ (10); D (10); B 2-7, 17-19, 44 (5); R 2-7, 9, 17-19, 44, 55 (5); S Bn 2-7, 9, 17-19, 44, 55 (5); Bn 2-7, 9, 17-19, 44, 55 (3); C 2-7, 9, 17-19, 44, 55 (3); AF (2); W (5); G (5); S (3); F (3).

For explanation of symbols, see FM 21-6.

WAR DEPARTMENT FIELD MANUAL
FM 9-6

This manual supersedes FM 9-6, 29 July 1942, including Changes No. 1, 20 May 1943, Changes No. 2, 10 August 1943, and Changes No. 3, 20 March 1944

ORDNANCE DEPARTMENT
AMMUNITION
SUPPLY



WAR DEPARTMENT • 15 JUNE 1944

*United States Government Printing Office
Washington: 1944*

WAR DEPARTMENT,
WASHINGTON 25, D. C., 15 JUNE 1944.

FM 9-6, Ordnance Field Manual, Ammunition Supply, is published for the information and guidance of all concerned. It is based on the fundamentals of administration given in FM 100-10, and the staff procedures outlined in FM 101-5. It reflects experience gained in combat operations.

[A. G. 300.7 (25 Apr 44).]

BY ORDER OF THE SECRETARY OF WAR:

G. C. MARSHALL,
Chief of Staff.

OFFICIAL:

J. A. ULIO,
Major General,
The Adjutant General.

DISTRIBUTION:

As prescribed in paragraph 9a, FM 21-6 except D(10), TD Sch (550), Cav Sch (300); Island C(10); Base C(10); Def C(10); B 1-7, 9, 17-19, 44, 55(5); R 1-7, 9, 17-19, 44, 55(5); Bn 1-7, 9, 17-19, 44, 55(3); C 1-7, 9, 17-19, 44, 55(3).

For explanation of distribution symbols, see FM 21-6.

CONTENTS

	<i>Paragraphs</i>	<i>Page</i>
CHAPTER 1. AMMUNITION SUPPLY SYSTEM.		
<i>Section I.</i> General	1-5	1
<i>II.</i> Fundamental principles	6-10	5
<i>III.</i> Flow of ammunition	11-18	8
<i>IV.</i> Control of ammunition.....	19-23	12
<i>V.</i> Miscellaneous	24-26	14
CHAPTER 2. ORGANIZATION AND OPERATIONS.		
<i>Section I.</i> Theater of operations.....	27-31	17
<i>II.</i> Communications zone	32-41	19
<i>III.</i> Regulating station	42-45	24
<i>IV.</i> Army	46-65	26
<i>V.</i> Corps	66-71	41
<i>VI.</i> Division	72-83	43
<i>VII.</i> Using units	84-90	49
<i>VIII.</i> Amphibious operations	91	52
CHAPTER 3. EXPLANATION OF FORMS.		
<i>Section I.</i> General	92-94	53
<i>II.</i> Instructions for use of forms	95-115	61
CHAPTER 4. AMMUNITION SUPPLY IN ARMY AIR FORCES.		
<i>Section I.</i> General	116-123	111
<i>II.</i> Explanation of ammunition forms.....	124-128	119
APPENDIX I. CHECK LIST FOR AMMUNITION PLANS		129
II. TABLES FOR CONVERSION OF ROUNDS TO CONTAINERS.....		133
III. VEHICLE LOAD TABLES.....		134
INDEX		137

CHAPTER 1

AMMUNITION SUPPLY SYSTEM

Section I.

GENERAL

1. PURPOSE. This field manual develops basic principles applicable to the supply of ammunition. These principles should be applied to each situation as it arises. The details of application will vary with the particular conditions and problems encountered. For discussion of ordnance service in the field, see FM 9-5.

2. SCOPE. This manual deals with the ammunition administrative and operational functions of the commanders and staff officers in the various echelons. Detailed treatment of the internal administration, operation, and organization of ammunition supply installations is given in FM 9-20.

3. METHOD OF TREATMENT. This manual is organized as follows:

a. Chapter 1 contains general considerations pertaining to the entire system of ammunition supply and a brief general discussion of each phase of the system. It gives a broad, over-all picture and serves as a basis for correlating the more detailed discussion by echelons in chapter 2.

b. Chapter 2 deals with the organization, administration, and operation of ammunition supply within each echelon of command.

c. Chapter 3 is an explanation of the forms used in ammunition supply to ground units.

d. Chapter 4 deals with ammunition supply in the Army Air Forces.

4. ORGANIZATION OF THEATER OF WAR. For a discussion of matters pertaining to organizations and administration within a theater of war, see FM 100-10.

5. DEFINITIONS. Certain terms will be used throughout this manual. These terms are defined below in order that their meanings may be established when they are encountered in later sections of this manual.

a. Terms commonly used in ammunition supply:

(1) *Allocation.* An allocation, allocation of credit, or allocation of ammunition establishes or assigns "ammunition credits." It is the *act* of obligating, earmarking, or reserving a definite quantity of ammunition at a specified ammunition supply installation for a designated organization. (These terms are often used in the field to refer to the ammunition which is allocated, and when so used are synonymous with the term "ammunition credit.")

(2) *Ammunition credit.* A definite quantity of ammunition reserved for, and placed at the disposal of, the commander of a designated organization at a specified ammunition supply installation. An ammunition credit is not established unless actual ammunition is on hand at the specified ammunition supply installation. An ammunition credit is tangible; it is existing ammunition which has been reserved or earmarked.

(3) *Ammunition in hands of troops.* The ammunition in the physical control of the reporting unit. It includes the prescribed load, ammunition in unit supply points, ammunition in unit rolling reserves, and ammunition at gun positions.

(4) *Ammunition officer.* An Ordnance staff officer in a division or larger unit, designated to supervise matters pertaining to the ammunition supply of that unit. The ammu-

nition officer may be either the *Ordnance officer on the special staff* or another officer in the Ordnance Department designated as his agent.

(5) *Ammunition supply installation*. Any organized locality for the reception, classification, storage, or issue of ammunition. It is a general term used to designate any such locality. Ground Forces installations are listed below. For Army Air Forces installations, see b(3) below.

(a) *Ammunition depot*. An installation from which most of the issues are made to other ammunition supply installations.

(b) *Ammunition supply point (ASP)*. An ammunition supply installation in the combat zone from which most of the issues are made directly to the using units.

(c) *Railhead (truckhead)*. A point to which supplies are transported by rail (truck), unloaded, and reloaded for transportation by other means to designated points.

(6) *Complete round*. A complete round consists of all the components required to fire a weapon once and function the projectile at the target. For purposes of supply in the field, it includes additional fuzes and primers, if specifically prescribed.

(7) *Day of supply*. Estimated average expenditure of various items of supply per day in campaign, expressed in quantities of specific items or in pounds per man per day. A day of supply for ammunition is expressed in rounds per weapon per day.

(8) *Expenditure*. An expenditure is the quantity of ammunition used by an organization. For the purpose of reports, small-arms ammunition is usually considered as expended when issued to the troops by unit munitions officers. However, artillery ammunition is normally considered as expended only when it is fired.

(9) *Lot number*. The number given to each lot of ammunition when it is manufactured. Care must always be exercised to prevent the lot number from being lost. Ammu-

nition of the same lot number is manufactured under as nearly identical conditions as practicable, and should be kept together as far as possible. This is particularly important in the combat zone where ballistic performance is a prime factor.

(10) *Munitions officer.* An officer in a unit smaller than a division, designated to supervise matters pertaining to the ammunition supply of that unit. This may be the unit S-4, or another officer designated as his agent. Ordinarily, a munitions officer is an officer of the using arm.

(11) *Prescribed load.* A specified quantity of each type of ammunition to be carried on unit vehicles and by the personnel. The establishment of this load is a command function.

(12) *Reporting period.* The period intervening between successive ammunition reports.

(13) *Transportation order.* An authority for a specified ammunition supply installation to issue a definite quantity of ammunition to a designated organization, and for the organization to draw that ammunition from the ammunition supply installation.

(14) *Unit of fire.* A unit of measure for ammunition supply within a theater from a tactical point of view, based upon experience in the theater. It represents a specified number of rounds per weapon, which varies with the types and calibers of the weapons. The unit of fire is not synonymous with the term "day of supply" (see (7) above). In general, it represents a balanced expenditure by the various weapons under conditions of normal action. The unit of fire prescribed by the War Department may be modified by theater commanders as necessary for each individual theater. The corresponding unit in the Air Forces is the "mission of fire." (See b(4) below.)

b. Special terms pertaining to Army Air Forces:

(1) *Airdrome.* A landing field with the necessary additional installations for servicing, arming, operating, and maintaining tactical air units,

(2) *Air Force service command.* An organization sustaining the tactical air units within a numbered air force and directly responsible to the air force commander for all supply and maintenance of the entire numbered air force.

(3) *Ammunition supply installations.* Defined in a(5) above. The following are special installations used in the Army Air Forces:

(a) *Airdrome distributing point (DP).* The supply installation at a dispersed airdrome. Normally there is one DP for each airdrome. The ammunition section of each DP is operated by the ordnance section of the combat squadron.

(b) *Refilling point (RP).* The supply installation located at the service center. The ammunition at this point constitutes a reserve for airdrome distributing points (DP's) and supplies transient tactical units at the service center.

(4) *Mission of fire.* The total amount of ammunition of all types required to load a squadron of airplanes once under any circumstance. For squadrons carrying bombs, the mission of fire contains, for each and every type of bomb, the full load which the entire squadron is capable of carrying, in order that the squadron may be prepared and loaded for any tactical mission.

(5) *Service center.* A command equipped and organized for sustaining the operations of one or more tactical air units. It comprises the personnel, supplies, equipment, airdromes, and other facilities necessary to support the operations of tactical air units currently using its facilities.

Section II.

FUNDAMENTAL PRINCIPLES

6. IMPORTANCE OF AMMUNITION SUPPLY. Adequate and timely supply of ammunition to combat troops is indispensable to the successful prosecution of any military operation. No other single item of supply is so vital to combat.

7. ADEQUACY OF AMMUNITION SUPPLY SYSTEM. **a. General.** The measure of the adequacy of an ammunition supply system is its ability to place the required amounts of the proper types of serviceable ammunition within easy reach of the combat troops when needed.

b. Cardinal principles of supply. The cardinal principles of any supply system are—

(1) *Simplicity.* Simplicity, properly applied, reduces the likelihood of mistakes and increases the speed and efficiency of supply. Every administrative and operational detail should serve some essential or useful purpose, and should be as simple as possible without impairing efficiency and control.

(2) *Mobility.* The ammunition supply system must provide sufficient mobility to deliver ammunition to the using units at the time and in the amounts needed to accomplish the tactical mission. Ammunition in storage is only a potential asset. It does not become a real asset until it is in the hands of combat troops.

(3) *Flexibility.* The ammunition supply system must be flexible in order to adjust itself to the requirements of a changing tactical and strategic situation. It must be capable of expansion or adjustment to meet the widely varying demands of rapidly moving warfare and frequently changing missions.

(4) *Continuity.* An uninterrupted supply of ammunition to combat troops is essential.

(5) *Security.* The ammunition supply system must provide for the safeguarding of ammunition supplies against loss from any cause, including enemy action.

(6) *Forward movement.* The impetus of supply must be from rear to front. It is the duty of each higher echelon of command to push supplies forward within reach of subordinate units. However, there is a concurrent duty of each subordinate commander to make the requirements of his unit known to the higher echelon, and to follow through diligently to see that such requirements are filled.

8. COMMAND RESPONSIBILITY. a. Each commanding officer is responsible for the supply of ammunition to all units within his command. This responsibility cannot be transferred, but the duties imposed by this responsibility may be delegated to commanders of lower echelons.

b. Within each command, the commander will delegate many of these duties to the ordnance officer on his special staff. The ordnance officer is responsible to his commander for the proper execution of these duties. In units smaller than a division, these duties are delegated to the unit munitions officer. (For staff functions see FM 100-10 and FM 101-5.)

9. NEED FOR PLANNING. Only by advance planning in each echelon of command and by timely notification of requirements can the supply system be expected to meet the needs of the troops. Planning to meet ammunition requirements must be continuous and must be projected far enough into the future to allow for the supply and transportation of required quantities wherever and whenever required.

10. PHASES OF AMMUNITION SUPPLY SYSTEM.

Since the mission of the ammunition supply system is to place the required amounts of the proper types of ammunition within easy reach of the combat units, full accomplishment of the mission requires more than mere movement of the ammunition forward to the troops. There are three phases to the ammunition supply system—

a. Provision for the *physical movement* of the ammunition. This includes transportation, handling, storage, and issue.

b. Provision for the *control* of the flow of ammunition and coordination with the tactical situation.

c. Provision for furnishing the controlling authorities with *information* for the proper exercises of control. (See fig. 1.)

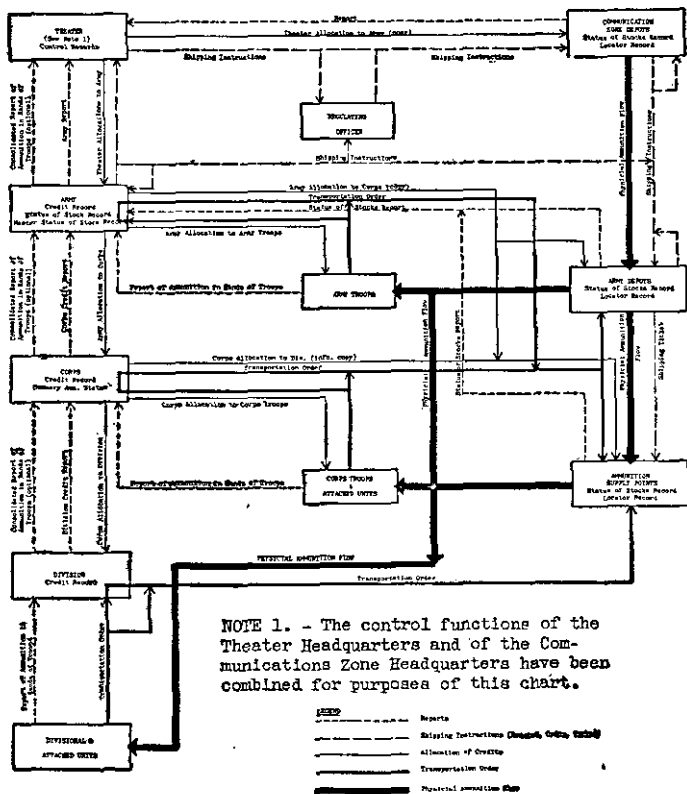


Figure 1. Ammunition supply.

Section III.

FLOW OF AMMUNITION

11. PROCUREMENT OF AMMUNITION IN THEATER OF OPERATIONS. The War Department prescribes stock levels for the theater in days of supply [see par. 5a(7)] after considering recommendations and estimates submitted by the theater commander. These levels are

maintained by shipments based upon the class V supply (ammunition) reports for the theater. Additional ammunition is obtained by requisition upon designated ports of embarkation. (See par. 33b.)

12. FLOW OF AMMUNITION FROM COMMUNICATIONS ZONE TO COMBAT ZONE. a. Ammunition arriving in the theater of operations, other than that carried by troops, normally passes through the communications zone and the regulating station into army depots, ASP's and other army ammunition supply installations in the combat zone, from which it is issued to the using units. (See fig. 1.)

b. Because of the distances and the time involved, shipments from the zone of the interior cannot be correlated with the short-term immediate needs of the tactical situation. The function of the communications zone is to receive shipments from the zone of the interior, to absorb the sporadic flow, to distribute the individual shipments among depots, to assemble them into balanced stocks, and to push the ammunition forward into the combat zone as it is needed by the combat troops. By building up balanced stocks of ammunition which are available on short notice and by moving ammunition into the combat zone only as it is needed, it becomes possible for the combat zone to receive, handle, and distribute ammunition with a minimum of personnel and equipment.

c. In initial phases the theater may consist of a combat zone only. As the front line is pushed forward and the theater expands, the theater is divided into a combat zone and a communications zone. As the advance continues and the communications zone expands, it is subdivided into sections. In well-established theaters, there will normally be three sections: an advance section, an intermediate section, and a base section. Depots in the advance section are stocked with the quantities and kinds of ammunition required by the tactical situation; those in the base section serve primarily as receiving and storage stations; and those in the intermediate section, as reserve stores. Any shipment from an

advance depot to the combat zone must be immediately replaced by ammunition brought up from the base or intermediate sections, in order to maintain balanced stocks in the advance section at all times.

13. TRANSPORTATION OF AMMUNITION IN COMMUNICATIONS ZONE. Upon approval of ammunition shipments, the ordnance officer of the communications zone requests transportation from the transportation officer. The mode of transportation will depend upon the means available, the distance to be covered, the routes to be followed, and the time available.

14. REGULATING OFFICER. a. Control of all supply and evacuation traffic between the communications zone and the combat zone is vested in the regulating officer, an agent of the theater commander, or in a special agency established by the theater commander for the performance of these duties.

b. The regulating officer allocates transportation to each of the supply services in accordance with the policies of the theater commander and the transportation facilities available.

c. The regulating officer is advised at all times of the needs of the Army, conditions at the front affecting status of supplies, locations of units and establishments, and military operations.

15. FUNCTION OF ARMY AMMUNITION SUPPLY SYSTEM. a. **Conditions affecting supply.** Although the ideal supply system would deliver all types of ammunition from the communications zone directly to front-line units precisely at the times and in the quantities needed, the establishment of such a system is not possible in actual practice. Demands for many items fluctuate widely. Lines of communication may be interrupted and shipping sched-

ules delayed, not only by hostile interference but also by unforeseen incidents within the transportation system.

b. Use of army ammunition supply installations. All these conditions require that a supply of ammunition be accumulated closer to the front line than the advance depots of the communications zone. The Army establishes ammunition supply installations in the combat zone and stocks them in order to meet promptly the needs of the combat troops. These installations are necessary to take up slack in deliveries, to meet unexpected demands, and to keep up with a rapidly changing military situation.

16. TYPES OF ARMY AMMUNITION SUPPLY INSTALLATIONS. There are two main types of army ammunition supply installations: Ammunition supply points (ASP's) and army ammunition depots.

a. The primary function of ASP's is to issue ammunition directly to combat troops. As a rule, ASP's are smaller, less permanent and are located nearer the front line than depots.

b. Army ammunition depots, being larger, more permanent installations, are located farther to the rear in the combat zone. Although these depots issue ammunition to troops, their primary function is to provide a reserve from which ASP's can quickly replace ammunition issued to using units.

17. DELIVERIES. Ammunition shipped from communications zone depots to army ammunition supply installations in the combat zone is normally delivered by communications zone agencies and personnel. Transportation within the combat zone from one army ammunition supply installation to another is by army truck units and by rail transportation, if available. In order to insure the receipt by combat troops of ammunition ready for use, all ammunition transported in the theater of operations will be by complete rounds. An exception to this general rule is made when components are specifically requisitioned. Whenever possible, fuzes and

primers will be segregated within the car or other vehicle in order that they may be readily accessible.

18. ISSUES. Combat troops draw directly from the ASP, or other installation designated to serve them, and use their own transportation. If the unit transportation is insufficient, additional transportation will be secured from the next higher echelon.

Section IV.

CONTROL OF AMMUNITION

19. PURPOSE. The flow of ammunition through the theater of operations, from the base section of the communications zone to the combat troops at the front line, must be controlled in order to coordinate with the tactical situation and to insure that ammunition is distributed and issued when and where it is needed to accomplish the combat mission. The credit system provides a method of exercising the degree of control required by the situation.

20. ALLOCATION OF AMMUNITION. Allocation of ammunition is a function of command. The initial allocation is made by the theater or army group commander to the army, in the quantity and types needed for the particular operation. Each commander, in turn, reallocates to subordinate commanders, the ammunition required for the missions of their units. (See fig. 1.) Normally, divisional units do not receive allocations. The division commander normally establishes prescribed loads to be maintained by subordinate units.

21. MODIFIED PROCEDURE. Changing conditions may produce a situation which may temporarily require a

less exact but more rapid control procedure. Modified control procedures are discussed in paragraph 61.

22. AMMUNITION REPORTS. Ammunition reports are provided to furnish each echelon of command with the information required for the proper control of ammunition supply. (See fig. 1.)

a. Each unit receiving allocations makes periodic situation reports to the echelon from which the allocations were received. These reports show, for each item of ammunition:

(1) The total balance available to the unit from all prior allocations.

(2) The balance available at each ammunition supply installation.

(3) The ammunition expended in the period covered.

b. Each ammunition supply installation makes periodic reports to the echelon which established it. These reports show, for each item of ammunition:

(1) The total quantity on hand.

(2) The quantity committed by allocations.

(3) The unallocated balance.

c. In addition to the reports mentioned in a and b above, reports of ammunition in hands of troops are submitted by using units. These reports may be consolidated by each echelon and submitted to the next higher echelon, if required.

23. REQUESTS. If, for any reason, the credit established for any unit is insufficient, the commander of that unit will immediately submit to the allocating authority a request for an additional allocation. This request may be oral or written. It will be submitted by whatever means of communication that will deliver it in the required time. Confirmation of oral requests will conform to the established policy of the echelon to which the request is made.

Section V.

MISCELLANEOUS

24. AMMUNITION OPERATIONS IN THE THEATER. The operations of the Ordnance Department in the theater of operations, with respect to ammunition, extend to—

a. Supply, storage, surveillance, renovation, and distribution of ammunition, until issued to unit trains except in the case of Army Air Forces units, for which service is provided up to the airplane. (See ch. 4.)

b. Reclamation of ammunition and disposition of captured ammunition.

c. Receipt and disposition of salvaged ammunition, components, and ammunition packing materials turned in by the salvage service or the combat troops.

25. CHEMICAL AMMUNITION. a. The Ordnance Department procures, stores, and distributes to the using arms artillery shell and aerial bombs loaded with chemical fillers and also mortar chemical shell, except the 4.2-inch mortar. All other chemical ammunition, including the 4.2-inch mortar chemical shell, is procured, stored, and issued by the Chemical Warfare Service.

b. In the field, when chemical personnel are not present, the Ordnance Department may store and distribute chemical ammunition of all types, except bulk chemicals and types used only by chemical troops.

c. In the Army Air Forces, ordnance troops may be required to store and issue incendiary bombs at the air force service center and at operating airdromes.

26. CAPTURED, ABANDONED, OR RECOVERED AMMUNITION. a. **Inspection.** Ordnance personnel at salvage dumps are responsible for prompt examination and classification of ammunition received at the dump.

b. Disposition. The disposition of all ammunition brought to salvage dumps is controlled by the army ordnance officer or by other officers designated by the theater commander.

(1) *Serviceable ammunition.* Serviceable ammunition may be removed to army ammunition supply installations or evacuated to the communications zone.

(2) *Unserviceable ammunition.* (a) Minor reclamation may be accomplished by personnel of ordnance ammunition companies. Ammunition requiring renovation beyond the capabilities of the ammunition company and its limited equipment will be evacuated to designated ammunition depots. When a sufficient quantity has been assembled at one of these depots, an ordnance ammunition renovation unit may move to that point to accomplish the renovation possible with its field equipment.

(b) Dangerous unserviceable ammunition will be destroyed as provided by the standing operating procedure established by the army ordnance officer or higher headquarters.

(3) *Enemy duds.* Duds are a valuable source of information concerning enemy ammunition. They should be handled only by specially trained personnel. Any duds which appear to have value as sources of information will be reported to proper authorities so that such duds may be investigated and reports submitted to Ordnance intelligence personnel.

(4) *Captured ammunition.* Captured enemy ammunition will be evacuated to the communications zone, or destroyed if it is dangerous. New or unfamiliar types of enemy ammunition should be investigated and reported upon by qualified ordnance intelligence officers as soon as practicable. Careful inspection for booby traps must be made before touching or moving any enemy ammunition.

(5) *Abandoned ammunition.* When it becomes necessary to evacuate an ASP or other ammunition supply point, and transportation is not available for the movement of the

ammunition in stock, the ammunition will be thoroughly destroyed by the most expeditious means available to prevent its use by the enemy. The decision for this destruction rests with the army or theater commander, and should not be carried out without his orders unless communication with him is impossible. However, it is the responsibility of the ammunition supply point commander to prepare a plan for the destruction, and thoroughly train his personnel in its execution in order to insure its success when its application is necessary.

CHAPTER 2

ORGANIZATION AND OPERATIONS

Section I.

THEATER OF OPERATIONS

27. GENERAL. *a.* The commander of the theater of operations is responsible for the procurement and distribution of ammunition within the theater. Through the ordnance officer on the special staff he organizes the ammunition supply system in the manner which will best provide the using units with the proper quantities of each type of ammunition as needed. For a discussion of the situation wherein a "group of armies" has been organized, see paragraphs 123-129, FM 100-15.

b. The theater ordnance officer is charged with the supervision and control of ammunition supply throughout the theater. He directs ammunition policies, establishes methods of administration and operating procedure and coordinates the ammunition activities of subordinate units.

28. PLANNING. It is essential that the tactical situation and ammunition supply be coordinated. This requires continuous planning, which must provide not only for future operations and anticipated conditions, but also for all possible contingencies. The theater or army group ordnance officer is charged with the preparation of the ammunition plan and recommendations for changes based upon continuous study and analysis. For factors to be considered in a theater ammunition plan, see appendix I.

29. RESPONSIBILITY FOR STOCKAGE OF THEATER. The War Department prescribes and maintains stock levels for the theaters of operations. The theater commander is responsible for keeping the War Department advised as to the status of ammunition supply and for submitting estimates of needs. (See FM 100-10.)

30. CONTROL. **a. Stock levels.** The theater or army group commander prescribes stock levels to be maintained by the communications zone commander at each depot in the communications zone. These stock levels must be adequate to provide the armies with the ammunition they need, and the stocks should be balanced to contain all items of ammunition in direct proportion to estimated current requirements. In the discussion which follows only a single army is implied. It should be understood that all armies in a theater are governed by the same considerations and procedures.

b. Allocations. The quantities and types of ammunition needed to accomplish combat missions are made available to army by allocations. Each allocation specifies the quantity, type, and location of the ammunition.

31. REPORTS AND RECORDS. **a.** The theater or army group ordnance officer must be fully informed of the status of ammunition supply throughout the theater, in order to perform, for the commander, the functions set forth in paragraphs 27, 28, 29, and 30. This is accomplished by the reports he receives from lower echelons.

b. The theater ordnance officer receives the following reports:

(1) The army or army group report, which gives the following information:

(a) The quantity of each type of ammunition on hand within all army ammunition installations.

(b) The total balance of each type of ammunition available to army in all communications zone depots. The available balance in each depot is also shown, if required.

(c) The quantity of each type of ammunition in transit from the communications zone to army ammunition supply installations.

(2) The theater commander may require the army or army group to submit a consolidated report showing the quantity of each type of ammunition in the hands of troops.

(3) Periodic reports from the ordnance officer of the communications zone give such information as the theater ordnance officer may direct. These reports will ordinarily include the following data:

(a) The total quantity of each type of ammunition on hand within the communications zone.

(b) The quantity of each type of ammunition in each depot in the communications zone.

(c) The quantity of each type of ammunition due in from the zone of the interior. This information is usually broken down to show the quantities in transit and the quantities that have not been shipped.

(d) Such other information as the theater ordnance officer may require.

e. The theater ordnance officer will maintain such records as he finds necessary.

Section II.

COMMUNICATIONS ZONE

32. GENERAL. a. The communications zone contains the administrative establishments required to serve the theater of operations as a whole. It is the base of operations and the base of supply. The communications zone may be designated as the Service of Supply (SOS) area in oversea theaters.

b. The functions of the communications zone in the ammunition supply system include the procurement, receipt, storage, surveillance, and issue of ammunition within the

communications zone, and also the transportation of ammunition within the communications zone and to the combat zone.

33. PROCUREMENT. a. The War Department prescribes stock levels for the theater of operations after considering recommendations and estimates submitted by the theater commander. In the initial phase, ammunition is supplied on an automatic basis and shipped to the theater by prearranged schedules. As soon as practicable, however, the resupply will be based upon the class V supply reports, and ammunition will be shipped to the theater in the quantities necessary to replace expenditures and to bring ammunition stocks up to the prescribed levels.

b. The communications zone ordnance officer continually checks the adequacy of scheduled shipments against estimates of future needs, based upon anticipated operations, actual past expenditures, and present stocks within the theater. Whenever scheduled shipments appear to be inadequate or when unusual demands for certain items of ammunition have arisen, or are anticipated, requisitions are made in order to augment normal resupply. These requisitions are submitted to designated ports of embarkation or through them to the War Department.

34. ORGANIZATION. a. The organization and administration of the supply system in the communications zone is adapted to the plan of operations and actual conditions in the theater of operations. Since railroad lines and road nets are controlling factors, depots will not be located and organized in the same manner in every theater.

b. In initial phases the theater of operations may consist of a combat zone only, but, as the front line is advanced and the theater is expanded, the theater is divided into a combat zone and a communications zone. As the advance continues, the combat zone moves forward, and the communications zone is extended in depth. In many situations, it is desirable

to divide the communications zone into an advance section and a base section. In other situations it is desirable to establish three sections: an advance section, an intermediate section, and a base section. This is done in order to secure centralized control and decentralized operation. Unusual situations may require that one or more of the three sections of the communications zone be subdivided.

35. STOCKS. a. The ordnance officer of the communications zone is charged with maintaining stocks of ammunition in each depot at the level prescribed by the theater commander.

b. It is of primary importance that the depots in the advance section maintain at all times balanced stocks immediately available for shipment into the combat zone. Balanced stocks contain all items of ammunition used by the combat troops, and the quantity of each item is stocked in direct proportion to estimated current requirements. Storage should be by complete rounds.

c. The depots in the base section receive shipments from the zone of the interior and prepare them for handling and shipment within the theater. The base depots and those in the intermediate section serve as stores for resupply.

36. DEPOT COMMANDER'S RESPONSIBILITY.

Each commander of an ammunition depot in the communications zone is responsible for the following:

a. Receipt, storage, surveillance, and issue of all ammunition in his depot.

b. Control of the depot activities of assigned personnel.

c. Maintenance of proper supply records.

d. Supervision of loading and unloading of ammunition shipments.

e. Proper marking of all shipments.

37. DEPOT RECORDS AND REPORTS. a. Records.

Each communications zone depot will maintain records of the following:

(1) Receipts and issues of each item of ammunition, showing the running balance of the quantity on hand.

(2) Allocations to army and withdrawals by army, showing the running balance available to army.

(3) Quantity of each type of ammunition unallocated and available for issue.

(4) Quantity of each type of unserviceable ammunition. This record may include a breakdown according to the condition of the unserviceable ammunition.

(5) Locations within the depot of each type of ammunition.

(6) Such other records as may be prescribed by the theater and communications zone ordnance officers.

b. Reports. Each depot will submit to the communications zone ordnance officer such reports as he may require. These reports will normally include the following information:

(1) Quantity of each type of ammunition within the depot.

(2) Quantity of each type of ammunition allocated to army.

(3) Quantity of each type of ammunition which is unallocated.

(4) Such other information as the communications zone ordnance officer may require.

38. RECORDS AND REPORTS IN THE COMMUNICATIONS ZONE ORDNANCE OFFICE. a. Records.

The ordnance officer of the communications zone will maintain the following records:

(1) Quantity of each item of ammunition due in from the zone of the interior.

(2) Quantity of each item of ammunition received from the zone of the interior, showing the balance in the communications zone.

(3) Quantity of each item of ammunition requisitioned from the zone of the interior.

(4) Total balance of each item of ammunition allocated to army and the balance available to army at each depot.

(5) Total unallocated balance of each item of ammunition and the balance at each depot.

(6) Such other statistical and historical data as the theater ordnance officer may direct.

b. Reports. The communications zone ordnance officer will submit such reports as the theater ordnance officer may require. These reports will include the following information:

(1) The total quantity of each item of ammunition on hand in the communications zone.

(2) The quantity of each type of ammunition in each depot.

(3) The quantity of each type of ammunition due in from the zone of the interior. This information may be broken down to show the quantities in transit.

(4) Such other information as the theater ordnance officer may direct.

39. CONTROL. Whenever a shortage of any type of ammunition is anticipated by a communications zone depot commander, he at once notifies the communications zone ordnance officer, who will take the necessary steps to relieve the shortage. If a shortage exists throughout the communications zone and cannot be relieved by a shipment from another depot within the communications zone, a request will be sent to the zone of the interior. The communications zone ordnance officer will give to the theater ordnance officer complete information concerning the extent of the shortage, available stocks, and probable periods without resupply. If

necessary, the theater ordnance officer will adjust allocations and initiate special controls.

40. ISSUES. a. For local use. There will be some issues from ammunition depots in all sections of the communications zone for activities within the zone, such as concentration areas, training centers, replacements centers, schools, and communications zone troops. These issues are made on transportation orders approved by organizational munitions officers, within limits established by the theater commander.

b. To army. Shipments from the communications zone to army ammunition supply installations are made upon shipping orders issued by the theater ordnance officer or other ordnance officer designated by the theater commander.

41. TRANSPORTATION. a. Within communications zone. Transportation of ammunition within the communications zone is arranged by the ordnance officer directing the movement, through the appropriate staff officer.

b. From communications zone to combat zone. Shipments of ammunition from the communications zone to the combat zone are controlled by the regulating officer and are normally transported by communications zone personnel and facilities to army ammunition supply installations.

Section III.

REGULATING STATION

42. PURPOSE. The purpose of the regulating station is to assure flexibility in the supply system, to maintain regularity and smooth movement of supplies and replacements to, and evacuation of casualties, prisoners, and salvage from, the combat zone. The regulating station prevents congestion and permits maneuver of supplies and troops in rear of the combat forces.

43. REGULATING OFFICER. The regulating officer is a direct representative of the theater commander. He controls and fixes priorities for all movements and shipments between the communications zone and the combat zone. It is his responsibility that all transportation facilities between the communication zone and the combat zone are utilized to the best possible advantage, in order that those supplies which are most important to the present needs of the combat units are transported first. Acting upon policies set up by the theater commander, he establishes and enforces traffic controls. The regulating officer should be advised at all times of conditions both in the combat zone and in the communications zone concerning the status of supplies, the location of supply installations, and the general plan for military operations. In the event a regulating station is not established, its functions will normally be performed by some other existing agency. (See pars. 90 to 93, inclusive, FM 100-10.)

44. SHIPMENT OF AMMUNITION. The regulating officer allocates transportation to each of the supply services in accordance with the policies of the theater commander and the transportation facilities available. The theater ordnance officer, the communications zone ordnance officer or a special ordnance officer is designated by the theater commander to determine transportation requirements for ordnance supply and to determine the use made of transportation space allocated to ordnance. Shipments of ammunition from communications zone depots to army ammunition supply installations are made upon shipping orders issued by the designated officer in accordance with established ordnance supply priorities and the transportation space allocated to ordnance. (See par. 55.)

45. LIAISON. The ordnance officer designated by the theater commander to handle shipping requests and shipping orders maintains close liaison with the regulating officer, in

order to obtain adequate transportation allocations and to keep informed on the specific status of shipments until notice of arrival at destination is received.

Section IV.

ARMY

46. GENERAL. The army is the largest administrative unit in the combat zone. Its commander is responsible for the organization and operation of administrative arrangements to serve the components of his command. The supply of ammunition is organized, supervised, and controlled by the commander, through the ordnance officer on his special staff.

47. ARMY AMMUNITION PLAN. The army ordnance officer is charged with preparing ammunition plans for the army commander. This planning must be continuous and must provide for unexpected contingencies as well as contemplated operations and probable situations. Close liaison with subordinate units and cooperation with the general staff and other special staff officers is essential. Matters to be considered in formulating the army ammunition plan are similar to those in the theater plan. The factors to be considered are set forth in appendix I.

48. ESTABLISHMENT OF AMMUNITION SUPPLY INSTALLATIONS. The army ordnance officer is charged with submitting recommendations to the army commander concerning the location of ammunition supply installations. These recommendations are made after a reconnaissance of the combat zone and after considering recommendations from corps ordnance officers, who, in turn, have considered recommendations received from division ordnance officers.

Army ammunition supply installations are established throughout the combat zone and are located so as to insure a continuous, prompt flow of ammunition to points easily reached by combat troops. Many factors determine the number, type, size, and location of ammunition supply installations within a combat zone. All of these factors may vary from one combat zone to another and between sections of a combat zone. Each situation must be carefully analyzed and a system of ammunition supply installations established to meet its individual requirements.

49. NUMBER, TYPE, SIZE, AND LOCATIONS OF INSTALLATIONS. The factors which determine the number, type, size, and locations of army ammunition supply installations include the following:

a. Combat mission and tactical situation, especially the quantity and types of ammunition required by the action contemplated.

b. Number and types of using units.

c. Locations of using units.

d. Transportation facilities available, including road nets and rail lines.

e. Distance between the communications zone depots and the front line, and the time involved in resupply.

f. Ordnance ammunition personnel available.

g. Enemy capabilities, especially the location and range of artillery and the frequency of aerial reconnaissance and bombing.

h. Terrain and natural cover.

50. TYPES OF ARMY AMMUNITION SUPPLY INSTALLATIONS. a. **Depots and ASP's.** There are two main types of ammunition supply installations, namely, depots and ASP's (ammunition supply points). Either may be defined as an organized locality for receiving, classifying, storing and issuing ammunition. The distinction between them is that the bulk of ammunition handled by ASP's is

issued directly to combat units, while most of the ammunition issued by depots is to other ammunition supply installations. However, some ASP's forward ammunition to more advanced ASP's, and most depots will issue some ammunition to using units located near them. In addition, depots are generally larger than ASP's; more permanent, and located farther to the rear.

b. Transfer points. In addition to depots and ASP's, the ammunition supply system usually requires ammunition railheads, navigation heads, and truckheads. These are transfer points at which ammunition is unloaded and reloaded for reshipment or issue. In these places ammunition is stored for very short periods of time, seldom longer than one day, and, in many cases the unloading and reloading is done in one operation. Under certain conditions using units may draw from railheads or truckheads. The ammunition is unloaded and reloaded directly into using unit trains, which meet the incoming rail or truck shipments. When ammunition is issued to using units at railheads or truckheads, they are also supply points.

51. NUMBER AND LOCATION OF ASP's. a. Accessibility. ASP's must be distributed so that each using unit can easily reach at least one ASP containing ammunition allocated to it. There should be a good road net between each ASP and the units it serves. The road net should provide roads which will be open under all weather conditions and, whenever possible, alternate routes. The number of ASP's required and the location of each will depend to a great extent upon the number and locations of the combat troops.

b. Security. ASP's should be located in areas protected from enemy ground action. They should also be located beyond the range of the enemy's artillery. When this is impossible or impracticable, defiladed areas should be selected. Areas chosen for the location of ASP sites should contain natural cover and afford concealment whenever possible. In selecting areas for the location of an ASP, security and ac-

cessibility must be properly balanced, since they are conflicting factors. If either is over-emphasized, the other is impaired. Accessibility is essential to the accomplishment of the mission of the ammunition supply system. An area which may be highly advantageous from the point of view of security may not be reasonably accessible to using units.

c. Resupply. ASP's should be located so that there is a good road net between them and points of resupply.

d. Mobility. The number of ASP's and the location of each must be coordinated with the tactical situation, in order that they may be constantly pushed forward to follow the advance of the troops. In fast moving warfare, a number of small ASP's may be closed and new ones established more easily than a few large ASP's handling the same total tonnage. In determining the location of each, future military operations and expected advances must be considered. So far as possible, ASP's should be located so that the advances or flanking movements of the combat troops may be followed over good roads.

e. Number. The number of ASP's required will, of course, depend upon the composition of the army. In a so-called "type" army, two ASP's will usually suffice for each division. Each ASP will contain adequate and balanced stocks, and the units will be supplied by the more accessible ASP. There are several advantages attained by having two or more ASP's: first, a greater degree of accessibility can be attained; and, second, supply is more certain because of dispersion. If only one ASP is established for a division and it is destroyed, the division is left with no supply of ammunition. Furthermore, two ASP's can issue ammunition more rapidly than one. The number of trucks that can be loaded or unloaded within a given time is limited by the road net to and within the ASP. Traffic congestion is reduced by establishing two or more ASP's. An intermediate ASP may be located in each corps service area to supply troops located near it. It may also serve as a resupply point for the forward ASP's.

52. NUMBER AND LOCATION OF DEPOTS. The function of depots is to maintain a smooth flow of ammunition and to provide reserves from which ASP's can be resupplied quickly. In certain instances deliveries may be made from the communications zone to ASP's; however, as the theater extends in depth, it is usually necessary to establish army depots. The number and locations of army depots will depend upon: the amount of ammunition to be hauled; the number and locations of ASP's; the distance between ASP's and the communications zone; the existing rail lines and road nets; and the means of transportation available.

53. NUMBER AND LOCATIONS OF TRANSFER POINTS. a. When shipments are made from the communications zone by rail, it may be necessary to transfer the ammunition to trucks for delivery to army depots and ASP's. The number and locations of these railheads will depend upon the locations of army depots and ASP's, roads, and railroads.

b. In certain instances railheads and truckheads may be established at advanced points where trucks of using units may meet trains or trucks from either the communications zone or from army ASP's or depots. In addition, trucks from army depots or ASP's may unload ammunition at predetermined points at which trucks from using units will pick it up at a later hour. These points are commonly called roadside ASP's.

54. STOCK LEVELS. a. For ASP's. (1) The army commander, acting upon the advice and recommendation of his ordnance officer, determines the quantity of each type of ammunition to be stocked by each ASP. Each ASP must have a sufficient quantity of each type of ammunition to insure that the troops it supplies can replace each day's expenditure before beginning the following day's operation. A continuous study of the status of supplies, transportation conditions, and the tactical situation is necessary to indicate

the kinds and amounts of ammunition to be stocked at each ASP. Certainty of supply is essential. (For staff procedures, see FM 101-5.)

(2) At the same time, overstocking must be avoided, since large stocks are more difficult to move and decrease the mobility of ASP's. Furthermore, in fast moving situations it may be impossible to move excess stocks and the ammunition left behind will deteriorate through lack of care. Overstocking is also undesirable from the viewpoint of safety, because ammunition in the more advanced sections may be captured or destroyed by the enemy. In addition, the greater traffic and activity necessary for handling excess stocks, and the ammunition itself, add to the danger of destruction by enemy action by attracting attention.

b. For Depots. Army ammunition depots serve as reserve supplies from which withdrawals from ASP's can be promptly replaced. The level of stocks required by any depot depends upon the quantities and kinds of ammunition issued by the ASP's it supplies, the time involved in obtaining resupply from the *communications zone*, and the troops drawing ammunition from that depot. Normally, depot stocks will be three times the quantities issued in one day to ASP's and other installations plus five times the quantities issued directly to army and corps troops in one day. However, conditions of resupply, the distance from the front line, and the possibility of destruction by enemy action may make larger or smaller stocks advisable.

55. MAINTAINING STOCK LEVELS. **a.** The army ordnance officer is charged with maintaining adequate stocks at each army ammunition supply installation. Ammunition available to army under allocations from the theater or army group commander may be obtained by shipping requests sent to the theater or army group ordnance officer or other officer designated by the theater commander. The shipping request will give the *designation of the shipment and will normally state the communications zone depot where the*

requested ammunition is located. A copy of the shipping request may be sent to the communications zone depot in order that the depot may have advance information for planning purposes. The officer to whom the shipping request is sent prepares a shipping order directing the communications zone depot to ship the requested ammunition to army.

b. Shipping requests are submitted for ammunition made available to army by allocations from the theater or army group commander. If the army ordnance officer anticipates that the quantity allocated will be less than the quantities of probable future requirements, he submits a request to the pertinent ordnance officer for additional allocations.

c. The theater commander may establish a system for automatic resupply from the communications zone. The army or army group report is the basis for such resupply. Shipping orders are prepared by the theater ordnance officer, or other ordnance officer designated by the theater commander, for the difference between predetermined levels and the total quantities on hand in army ammunition supply installations as shown by the army or army group report. When shipping orders are issued the army ordnance officer is notified of the shipments, the hour and place of arrival, and the items and quantities being shipped. A system of automatic resupply must be flexible. Flexibility is obtained by providing that army submit shipping requests when additional amounts are required to meet unanticipated changes in the tactical situation and by frequent adjustment of stock levels.

d. Upon arrival of ammunition at railheads or truckheads in the combat zone, the army ordnance officer distributes it among the ASP's and depots in accordance with the requirements of the tactical situation and the stocks on hand at each ASP and depot.

56. OPENING AND CLOSING OF ASP's. When an old ASP is to be closed and a new one opened, the hour of

closing and opening must be definitely established. It is essential that all troops affected by the change be fully informed in advance concerning the new location, the routes leading to it, and the time the new ASP will open. The army ordnance officer is responsible for announcing the changes in ASP's and for getting information to lower echelons regarding new locations and hours of opening and closing. The lower echelons will, in turn, inform all interested troops. The army ordnance officer is also responsible for the prompt opening of new ASP's in compliance with the policies set forth by his commander. It is essential that a new ASP be ready to issue ammunition by the hour scheduled for opening.

57. OPERATING PERSONNEL. Army ordnance personnel operate army ammunition supply installations under the direction of the army ordnance officer. When additional labor is needed it is secured by request through G-4. In addition, local civilian labor may be employed when available and when deemed advisable.

58. OPERATING PROCEDURE. The army ordnance officer directs the policies for depots and ASP's, establishes the methods of administration and operating procedure, and coordinates their activities.

59. DESIGNATION OF ARMY AMMUNITION SUPPLY INSTALLATIONS. Army ammunition supply installations are identified by names or by numbers, assigned consecutively in the order in which the installations are established. The number is given to the location, and, if an installation is moved to a new location, a new number is assigned. No number will be used a second time, unless an installation is reestablished at a former location. If the first installation established is an ASP, it will be ASP No. 1, and, if five ASP's are set up before an ammunition depot is established, the depot will be Depot No. 6. However, the

army commander may provide that a single series of numbers will be used for all supply installations regardless of the type of supplies handled.

60. ALLOCATIONS. a. General. The army commander, through the army ordnance officer, allocates to each corps the quantity of each type of ammunition needed to accomplish the combat mission. Each allocation specifies the quantity of each type of ammunition reserved for corps and designates the ASP or depot at which it is located. An allocation remains effective until exhausted by withdrawals of all allocated ammunition, unless it is expressly cancelled. Allocations are made on W. D., A.G.O. Form No. 581. Detailed instructions for use of the form are given in paragraph 95.

b. Factors determining allocations. The amounts and kinds of ammunition which the combat troops should have will be determined by the combat mission; the nature and extent of the contemplated action; the capabilities of the enemy; and other elements affecting the tactical situation. These factors, combined with previous expenditures or reported expenditures under similar experiences, furnish the basis for estimating the quantities and kinds needed by combat troops. In addition, there are other factors which may limit the quantities that can be allocated. These factors include transportation facilities which may limit the amount of ammunition that can be obtained for resupply, the amount of ammunition that can be carried by the combat troops and a possible shortage of one or more items. These factors determine the total quantities which can be allocated, and they determine the degree of control which is necessary. The degree of control determines the frequency of allocations and, therefore, the amounts allocated by each. More frequent allocations increase control.

c. Original and subsequent allocations. After considering all the factors mentioned in b above, the army commander makes an estimate of the quantity of each type of ammunition which is required by corps and which can be

supplied during a given period. Unless there is a shortage of ammunition, he normally adds a reserve to this estimate to make sure that sufficient quantities are available to corps. The army commander makes his original allocation for these estimated requirements and subsequent allocations are made for only the difference between the estimated requirements and the unused balances of prior allocations, as reported by the corps credit report. If the estimated requirements are reasonably accurate and if military operations proceed as expected, the unused balances will approximate the amounts included as a safety margin in the estimates and the original allocation. Estimated requirements are continually checked for accuracy against the unused balances reported by corps and revised to meet changes in the tactical situation. The revised estimates are then used in computing new allocations.

d. Purpose. The purpose of allocations is to control the distribution and issue of ammunition. The army commander exercises a degree of control over ammunition supply by determining the location and stock levels of ASP's and depots. Stock levels set a maximum limit upon the total amount of issues and expenditures. The location of an ASP largely determines the troops to which its stocks will be issued, but does not control the respective quantities of ammunition issued to those units. Allocations give a greater degree of control and allow the army commander more freedom in building up and distributing reserves, as well as permitting flexibility in use of transportation facilities. If stocked ammunition is available for issue only as it is allocated, the army commander can build up reserve supplies at any ASP and retain them for future issue and use. This freedom in accumulating reserves permits the use of transportation facilities whenever they are available, without fear of the ammunition being issued at a greater rate than is desired. By making frequent allocations of smaller quantities the rate of issue can be controlled and coordinated with tactical requirements.

e. Cancellation of allocations. The army commander may deem it advisable to begin a new operation with a "clean slate," so far as allocations and ammunition records are concerned. This may be done by canceling all previous allocations and preparing new allocations for the full quantities which the army commander estimates are required for the combat mission, allowing a margin for certainty of supply. The cancellations and the new allocations are issued simultaneously and become effective at the same hour. The cancellation will consist of an order stating that all allocations are canceled as of a given hour and date; no references to amounts, items, or allocation numbers are necessary. This procedure clears the records of subordinate units and of army ammunition supply installations. The cancellation of allocations may be used from time to time to insure that any error which may have occurred in those records will not be perpetuated. When there is a scarcity of certain ammunition and an unexpected development in the tactical situation necessitates a change in the distribution of the critical ammunition, specific cancellations are used. Specific cancellations specify the item and the number of rounds. The quantity canceled reverts to army reserve or army unallocated and becomes available for allocation to another unit. W.D., A.G.O. Form No. 581 is used for specific cancellations. Instructions for its use are given in paragraph 96. Notification that an ammunition supply installation has been neutralized by enemy action should be considered by all echelons concerned as a cancellation of all allocations of ammunition in that installation.

61. MODIFIED CONTROL PROCEDURES. a. General. Within the limits of policies and procedures established by the theater commander, the degree of control and the method of obtaining control are determined by the army commander. In this paragraph is outlined a method of supply which is particularly applicable where ammunition is

plentiful, resupply is reasonably certain and only slight control is necessary.

b. Stock levels and prescribed unit ammunition levels. (1) The army commander controls ammunition by directing using units to draw ammunition necessary to maintain the *prescribed unit ammunition level*. The prescribed unit ammunition level specifies the quantity of each type of ammunition each using unit is to keep on hand. The level may be expressed in rounds or in units of fire, and it may prescribe exact quantities, minimum quantities, maximum quantities, or minimum and maximum limits. The prescribed unit ammunition level governs the total quantity of ammunition in the hands of the using unit and includes prescribed loads, unit rolling reserves, and unit dumps. The prescribed unit ammunition level will ordinarily be recommended by corps and division. Compliance with the prescribed unit ammunition level is enforced through command channels. The determination of the prescribed unit ammunition level is a continuous process. The levels prescribed for any unit will vary from time to time and the levels prescribed at any time may vary between similar units. The factors considered include the following:

(a) The combat mission of the particular unit and the type of action expected.

(b) The organic transportation of the unit and the transportation it can secure from higher echelons.

(c) The capabilities of the enemy forces that the unit will oppose.

(d) The time and distance involved in resupply to the unit.

(e) The certainty of resupply.

(2) The army commander, through his *ordnance officer*, establishes and maintains stock levels at each ASP which will insure that the using units will be able to maintain prescribed unit ammunition levels.

c. Stock levels and percentage allocation. The army commander may place issues of ammunition upon a per-

centage basis, or otherwise apportion critical items of ammunition.

62. ASP AND DEPOT RECORDS AND REPORTS.

a. Records. (1) Each ASP and depot will keep a status of stocks record for each item. All receipts, issues and allocations are posted to this record. It shows a continuous running balance of the total stock on hand, a running balance of army reserve or army unallocated, and a running balance of the quantity available for corps and its subordinate units. W.D., A.G.O. Form No. 582 is used for this record. Detailed instructions for its use are found in paragraph 108.

(2) Each ASP and depot also maintains a locator record which shows the magazines or stacks in which the ammunition is stored and a running balance of the quantity in each magazine or stack. This record also shows the lot number of the ammunition stored in each magazine or stack.

b. Reports. Each ASP and depot sends a status of stocks report to the army ordnance officer at intervals prescribed by the army commander. This report gives the following information:

- (1) The total quantity on hand.
- (2) The balance of army reserves or army unallocated.
- (3) The balance still available for issue to each corps being served and its subordinate units against current allocations from army.

c. Vouchers. Each ASP and depot will forward all vouchers to the army ordnance officer at the close of each reporting period or at such other intervals as may be prescribed. These vouchers are used by the army ordnance officer to check the accuracy of the reports received from ASP's, depots, and corps. They are then forwarded to the theater or communications zone ordnance officer to supply data for historical and statistical records and studies.

63. RECORDS MAINTAINED BY ARMY ORDNANCE OFFICER. a. Army record of credits. The

army ordnance officer maintains a record of the ammunition available to army in the communications zone. A card is kept for each type of ammunition. All allocations made by the theater commander and all shipping requests are posted to this record. The record shows a running balance of the total quantity available in the communications zone, the quantity available in each communications zone depot, and the quantity in transit. W.D., A.G.O. Form No. 582 is used for this record. A detailed description and instructions for its use are given in paragraph 113.

b. Army status of stocks record. The army ordnance officer maintains for each ASP and depot a status of stocks record, composed of separate cards for each item of ammunition. Each shipping ticket, each army allocation, and each report from the ASP or depot, is posted to the record. Running balances of the total amount in the ASP or depot, the army unallocated, and the quantities available to corps and subordinate units are maintained. A new start is made each time a report is received from the ASP or depot. This record is kept on W.D., A.G.O. Form No. 582, as described in paragraph 111.

c. Army master status of stocks record. The army ordnance officer maintains a master status of stocks record composed of a separate card for each item of ammunition. Each report from ASP's and depots is posted to this record. It shows the total quantity for all army ammunition supply installations and the quantity in each ASP or depot at the close of each reporting period. This record is maintained on W.D., A.G.O. Form No. 582, as described in paragraph 112.

d. Other records. The army ordnance officer may keep such other historical and statistical records as he deems desirable.

64. REPORTS RECEIVED BY ARMY ORDNANCE OFFICER. **a. Status of stocks report.** The army ordnance officer receives a status of stocks report from each ASP and depot. These reports inform him of the total quantity of

each item of ammunition on hand, the quantity available for each unit receiving an allocation, and the amount of army reserves or army unallocated. They are used by the army ordnance officer in determining the quantity of each type of ammunition that must be shipped to each ASP or depot in order to maintain the specified stock level. They are also used in checking the adequacy of stock levels and in prescribing new stock levels.

b. Corps credit report. The army ordnance officer also receives a report from each corps showing the total number of rounds available to corps for each item of ammunition and the quantity available at each ASP. The corps credit reports are used in making new allocations and in checking the estimates of the types and quantities of ammunition required by corps.

c. Other reports. The army ordnance officer may require subordinate units to submit such other reports as he deems advisable.

65. REPORTS SUBMITTED BY ARMY ORDNANCE

OFFICER. a. Army report. The army ordnance officer submits an army report to the theater ordnance officer. This report shows the following for each item of ammunition:

(1) The total balance available to army in communications zone depots.

(2) The balance available in each communications zone depot.

(3) The total quantity in all army ammunition supply installations.

(4) The quantity in transit from communications zone depots to army ammunition supply installations.

When required by the theater ordnance officer, the total quantity in army installations may be broken down to show the quantities in army ASP's and depots within particular areas or supplying particular units. W.D., A.G.O. Form No. 582 is used for the army report, and instructions for preparing the report are given in paragraph 114.

b. Other reports. If required by the theater commander, the army ordnance officer will submit a consolidated report of ammunition in hands of troops and such other reports as may be requested.

Section V.

CORPS

66. RECOMMENDATIONS AS TO STOCKS. The corps ordnance officer makes recommendations to army concerning the number and locations of ammunition supply installations serving corps troops and the divisions under corps. He submits estimates of the ammunition required by corps and its subordinate units, and also makes recommendations concerning allocations to corps.

67. SUPERVISION. The corps ordnance officer is charged with supervising and coordinating the ammunition activities of subordinate units. He enforces the administrative policies and procedure prescribed by the corps, army, and theater commanders. Close liaison is maintained with division ordnance officers and army ammunition supply installations.

68. ALLOCATIONS. The corps commander, through his ordnance officer, controls the ammunition which is available to the divisions and other troops within the corps. This is done by reallocating to divisions and organic and attached units, ammunition which army has previously allocated to corps. W.D., A.G.O. Form No. 581 is used for this purpose and directions for its preparation are contained in paragraph 95.

69. ISSUES TO CORPS TROOPS. Corps troops obtain ammunition at army ASP's or depots by means of transportation orders. These are prepared by the munitions officer of

the using unit. The unit munitions officer should determine from his records that the ammunition requested is available under existing allocations from corps and that the unit is sending the proper number of trucks to the ASP or depot. (Examples of conversion tables and load capacity tables used in making these checks are set forth in app. II and III.)

70. RECORDS AND REPORTS. a. **Records.** The following records are maintained by the corps ordnance officer:

(1) The corps credit record shows the running balance of the total amount available to corps and the running balance of the amount available in each ASP or depot. A separate card is maintained for each item of ammunition. Army allocations, corps allocations, and corps transportation orders are posted to this record. W. D., A. G. O. Form No. 582 is used, and instructions for keeping this record are given in paragraph 105.

(2) The corps summary of ammunition status is an optional record. It shows the total quantities of ammunition available at the close of each reporting period to corps and each unit allocated to by corps. It also shows the quantities in each ASP or depot. A separate card is maintained for each item of ammunition. W. D., A.G.O. Form No. 582 is used for this record. Instructions for keeping this record are given in paragraph 106.

b. **Reports received by corps.** The corps ordnance officer receives the following reports:

(1) Each division submits a division credit report showing the quantity of each item of ammunition available to the division in all ASP's and the quantity available at each ASP.

(2) Each division and every other unit attached to or organic to corps reports the total quantity of each type of ammunition in the hands of troops and expenditures of each type.

c. **Reports submitted by corps.** The corps ordnance officer sends a corps credit report to the army ordnance offi-

cer. This report shows the total quantities of each type of ammunition available to corps and divisions in all ASP's and depots and the quantities available at each ASP or depot. This report is made on W.D., A.G.O. Form 582. Detailed instructions are found in paragraph 107. If required by army, the corps ordnance officer will also submit a consolidated report of ammunition in hands of troops.

71. DETACHED CORPS. When a corps is detached from army it becomes, in effect, a small army and operates in practically the same way. Ammunition supply in a detached corps will follow essentially the same procedure established in Section IV for an army. The preceding paragraphs in this section apply to a corps operating under an army.

Section VI.

DIVISION

72. GENERAL. The division ordnance officer is charged with general supervision and coordination of the ammunition supply system within the division. He enforces the ammunition policies established by the division commander in conformity with the policies of higher echelons. The division ordnance officer normally delegates the duties concerning ammunition and ammunition supply to an assistant who is designated as the division ammunition officer. Close liaison is maintained with munitions officers of using units, ASP's, and ordnance officers of higher echelons.

73. RECOMMENDATIONS AS TO STOCKS. The division ordnance officer submits recommendations to the corps concerning the number and location of ASP's to be established for the support of the division. He also makes estimates of the quantities and kinds of ammunition which divisional troops will require and makes recommendations concerning allocations.

74. CONTROL. Ammunition allocated to the division by corps is at the disposal of the division commander and is distributed among the using units by the division ammunition officer according to policies established by the commander. This distribution is controlled directly by approval or disapproval of transportation orders.

75. ISSUES TO TROOPS. Using units obtain ammunition at ASP's by presenting transportation orders which specify the items and quantity of each to be issued. These transportation orders may be prepared by the munitions officer of the using unit and submitted to the division ammunition officer for authentication, or they may be prepared by the division ammunition officer from informal requests made by the using units. In either case, the signature of the division ammunition officer is necessary, unless unauthenticated transportation orders have been expressly authorized. Before signing a transportation order the division ammunition officer must consider, in accordance with existing directives, the present supply, the probable future supply, the tactical situation, future needs and the requirements of other units. In addition, he must consider the quantities in the hands of the requesting unit, and be certain that the ammunition to be issued is available at the ASP. The division ammunition officer also makes certain that the amounts listed equal full boxes or containers and that the using unit is sending sufficient trucks to the ASP. (Examples of conversion tables and load capacity tables to be used in making these checks are found in app. II and III.) All division units and ASP's should be informed at all times of the location of the division ammunition office.

76. ALTERNATE PROCEDURES. a. Allocations. Ordinarily, no allocations are made by division to subordinate units; however, in certain situations it may be desirable to make allocations to a particular unit.

b. Unauthenticated transportation orders. When a using unit is situated so that it is difficult to contact the division ammunition officer, the division ordnance officer may direct that ammunition be issued to it on unauthenticated transportation orders. In such cases the ASP will require duplicate copies which will be sent to the division ammunition officer. These will be posted to the division ammunition officer's records just as authenticated copies are at the time of approving them.

77. EMERGENCY ISSUES. In an emergency any unit may draw ammunition without a transportation order. In that event, the ASP will prepare the transportation order and hold one copy for the division ammunition officer. When obtained by the division ammunition officer, this copy will be posted in the same manner as authenticated transportation orders are posted at the time of approval.

78. DIVISIONAL RESERVES. **a. Division supply points.** The division commander may direct the division ordnance officer to establish a divisional supply point which may be retained as a division reserve, unless contrary to policies of higher authorities. When it is deemed necessary or advisable, units are directed to draw ammunition from this supply point. The supply point is organized and operated until the supply of ammunition is exhausted, and its organization and operation is similar to that of an ASP. It will be operated by division troops under the direction of the division ordnance officer; however, the division ordnance officer may be able to obtain a small detail of ammunition personnel from army. The locations of divisional supply points are determined by the same factors as those considered in the location of an ASP. (See pars. 49 and 51.) Camouflage, natural cover, defiladed areas, and similar factors involved in security are especially important because of proximity to the front line. (See pars. 214 to 218, inclusive, FM 100-10.)

b. Division rolling reserves. (1) A rolling reserve is an accumulation of ammunition in excess of immediate needs, which is kept on either motor or rail transportation at all times, in readiness for immediate movement. A division provisional ammunition train is a rolling reserve within the division; the train will carry such quantities and types of ammunition as the division commander and G-4 prescribe. Vehicles should be unit loaded with respect to types and quantities for immediate transfer to tactical units. The train may deliver ammunition on call to the places specified by the combat unit commanders. The train is located as far forward as reasonable security permits and may be divided to give closer support to the different elements of the division. Future locations of the train and its sections should be determined in time for designation in administrative orders. During combat, using units send messengers to the train with requests for ammunition. The train commander will dispatch a section of the train to carry the required ammunition to the using unit, the messenger guiding the train to the proper location. Before the section departs for the using unit, a transportation order is given to the section commander. After delivering its load to the using unit, the section goes to the ASP for reloading and then rejoins the train.

(2) In warfare of rapid movement, where the supply lines are extended, the divisional ammunition train may satisfactorily employ the "endless chain" system. In this system the train, or each section of the train, is divided between an advance station, well forward, and a rear station. A guide is sent to this advance station by the using unit. Trucks loaded with the required types and quantities of ammunition are dispatched with a guide to the using unit, and the rear station is immediately notified. Trucks containing the same types and quantities of ammunition move up from the rear station to the advance station, while the trucks from the advance station are delivering the ammunition to the using unit. After delivering ammunition to the unit, the

empty trucks go to the ASP, reload and take position at the rear station. If there is a great distance between the advance station and the ASP, three stations—advance, intermediate, and rear—may be established.

79. SUPERVISION OF UNIT RESERVES AND PRESCRIBED LOADS. The division ordnance officer is charged with supervising unit reserves and enforcing requirements established by the division or higher echelons. In addition to the usual reports, close liaison with using units is necessary.

80. TRANSPORTATION. Regiments and separate units normally employ their own transportation. The division may *augment the supply to regiments and separate units* by employing transportation under division control.

81. SCHEDULES. Schedules for the arrival and departure of unit and divisional trains at ASP's are arranged by the division ammunition officer, in order to prevent congestion at ASP's and on the roads leading to them. These schedules should be flexible, and issues will be made by the ASP's without regard to schedules whenever required.

82. RECORDS AND REPORTS. **a. Records.** The division ammunition officer maintains a division credit record which shows a running balance of the total quantity of ammunition available to division and the quantity available at each ASP. A separate card is maintained for each item of ammunition. Corps allocations to division and transportation orders to using units are posted to this division credit record. W.D., A.G.O. Form 582 is used. Instructions for its preparation are contained in paragraph 103. When division reserves are established, the division ammunition officer will maintain a status of stocks record similar to that maintained by ASP's.

b. Reports received by division ammunition officer. The division ammunition officer receives reports of the

quantities of each item of ammunition in the hands of troops and the quantities expended. These reports are received from the munitions officer of each regiment, the munitions officer of the divisional artillery, and the munitions officers of attached units.

c. Reports submitted by division ammunition officer. The division ammunition officer submits to the corps ordnance officer a report showing the total unused balances of allocations, broken down to show the balance at each ASP. This report is made on W.D., A.G.O. Form No. 582 and instructions for its preparation are given in paragraph 104. If required by corps, the division ammunition officer will consolidate the quantities of each type of ammunition in hands of troops with the quantities in division reserves and report the combined amounts to corps. This report will be made on W.D., A.G.O. Form No. 580 or W.D., A.G.O. Form No. 581.

83. DUTIES OF DIVISION AMMUNITION OFFICER. The duties of the division ammunition officer normally include the following:

a. Recommendations concerning advanced planning to insure adequacy of ammunition supply to the division and its subordinate units.

b. Maintenance of division ammunition records, receiving of reports from subordinate units, and preparation of reports to higher echelons.

c. Recommendations concerning the number and locations of ASP's to support the division and its subordinate units.

d. Supervision of ammunition supply to and within subordinate units with respect to the following:

(1) To advise units of the location of and routes to ASP's.

(2) To prepare a schedule for unit trains at ASP's after consulting the division traffic control officer and ASP commanders.

(3) To prepare, check, and authenticate transportation orders.

(4) To establish a division ammunition office on or near the supply route to subordinate units, and to obtain adequate personnel, transportation, and facilities for maintaining that office, for contacting division headquarters, subordinate units, and ASP's, and for the execution of all duties delegated by the division ordnance officer.

Section VII.

USING UNITS

84. GENERAL. Within a division the regimental commanders, the divisional artillery commander, and the commanders of separate units are responsible for the supply of ammunition to their troops.

85. PRESCRIBED LOADS. Prior to each operation the commanding general may prescribe a load to be maintained by each using unit during the operation. A prescribed load consists of a specified quantity of each type of ammunition to be maintained on unit vehicles and by the personnel. Each commander submits, through channels, estimates of types and quantities of ammunition required, information concerning the unit trucks and their use, and recommendations as to the prescribed loads. The factors considered in establishing the prescribed loads are similar to those set forth in paragraph 61b. Once it has been established, the unit munitions officer maintains the prescribed load.

86. UNIT AMMUNITION LEVELS. In addition to prescribed loads, the commanding general may establish a prescribed unit ammunition level to be maintained by each subordinate unit. (See par. 61b.)

87. STOCKS IN REGIMENTAL AND UNIT AREAS.

The ideal situation is to place near each machine-gun, mortar, and field-gun position an amount of ammunition equal to the daily expenditure for that position, in addition to the ammunition carried on unit vehicles. The availability of transportation and the type of action will determine the degree to which this ideal situation can be approximated. Gun and troop positions are supplied directly from unit trains or from battery, battalion, and regimental supply points which have been stocked with ammunition brought from ASP's. In the absence of specific directives from higher echelons, the quantity of ammunition to be maintained in a regimental or battalion area is determined by the unit commander. The type, location, and duration of the combat, the distance to the ASP's or divisional supply points, and the transportation available are factors to be considered in establishing the quantities and kinds of ammunition placed in unit supply points. In the event that a unit supply point has been authorized and the unit is ordered to move, that unit must take the ammunition with it or notify the division ammunition officer of the location of the supply point and the types and quantities of ammunition left behind.

88. PROCURING AMMUNITION. Using units procure ammunition from ASP's by transportation orders. The division ammunition officer may direct that the using units initiate the transportation orders and prepare them for authentication, or he may direct that informal request be submitted to him so that the transportation orders may be prepared in his office. In either case, the commander of the unit train will stop at the division ammunition office to secure a transportation order or to have one authenticated, unless direct issues are authorized. The munitions officer must determine the number of trucks needed to haul the requested ammunition and he should determine that the number of rounds requested are a multiple of the number packed in boxes or

containers. Transportation orders are made out on W.D., A.G.O. Form No. 581. Instructions can be found in paragraph 98.

89. REPORT OF AMMUNITION IN HANDS OF TROOPS. a. Each regiment, the divisional artillery, and each separate unit will submit to the division ammunition officer a report on either W.D., A.G.O. Form No. 580 or W.D., A.G.O. Form No. 581, whichever is prescribed by the appropriate commander. (See par. 102 for instructions in preparation of these reports.) Form No. 580 (Ammunition Situation Report), shows the quantities expended as well as the quantities on hand. Reports from regimental units will be submitted to the regimental munitions officer and consolidated by him, and the reports of artillery commander or his munitions officer.

b. Units organic to or attached to corps or army submit these reports to the corps or army ammunition officers.

90. MUNITIONS OFFICER. Each regiment or separate unit has a munitions officer whose duties are as follows:

a. Preparation of reports of ammunition in hands of troops.

b. Informing the division ammunition officer concerning the requirements of his unit and all matters affecting the supply of ammunition to his unit.

c. Maintaining prescribed loads and unit reserves.

d. Issuing ammunition from unit supply points.

e. Informing his commander of the status of ammunition supply.

f. Preparation of transportation orders.

g. Dispatching of unit trains to ASP's for ammunition.

Section VIII.

AMPHIBIOUS OPERATIONS

91. GENERAL. The ammunition plans for amphibious operations will necessarily be based on the tactical plans of the combat teams. A full discussion of this is contained in FM 31-5. It is highly desirable that ordnance personnel be sent ashore to operate initial dumps, handle resupply of ammunition to the initial waves, and to set up ammunition depots as soon as the beachhead has been consolidated. (See FM 9-5.)

a. ASP's will be established as soon as the tactical situation requires them. Preliminary planning for the establishment of these ASP's will consider the following points:

(1) Designation of one or more tentative sites previously selected from study of aerial photographs or available maps of the area.

(2) Reconnaissance of these tentative sites as soon as possible after the initial landing has been made.

(3) The site or sites finally selected must be readily accessible to the combat troops, since road building equipment will probably not be immediately available.

b. If the over-all plan contemplates extended operations or further beach landings in the vicinity, it will be desirable to establish a permanent ammunition supply point as soon as possible.

CHAPTER 3

EXPLANATION OF FORMS

Section I.

GENERAL

92. INTRODUCTION. This chapter is a discussion of the forms used in ammunition supply to ground forces. Detailed instructions for establishing records and preparing reports in all echelons will be set forth. For forms used in the Army Air Forces, see chapter 4.

93. FORMS USED. The four standard forms used in maintaining records and rendering reports required for the ammunition supply system are as follows:

a. W.D., A.G.O. Form No. 580 (fig. 2). This form, the Ammunition Situation Report, is normally used for reports submitted by ground units. (See paragraph 102 and fig. 14.)

b. W.D., A.G.O. Form No. 581 (fig. 3). This is a multipurpose form used for—

- (1) Allocations (see par. 95 and fig. 8).
- (2) Allocation cancellations (see par. 96).
- (3) Allocation requests (see par. 97).
- (4) Transportation orders (see par. 98 and fig. 9).
- (5) Shipping requests (see par. 99 and fig. 10).
- (6) Shipping orders (see par. 100 and fig. 11).
- (7) Shipping tickets (see par. 101 and fig. 12).
- (8) Reports of ammunition in hands of troops when prescribed instead of Form No. 580. (See par. 102 and fig. 13.)

AMMUNITION SITUATION REPORT

(Ammunition in Hands of Troops)

Unit _____ Location _____
From _____ To _____
(Date and Hour) (Date and Hour)

Comp. Rds. Code	Bal. Last Report	Received	Expended	Bal. on Hand	Comp. Rds. Code	Bal. Last Report	Received	Expended	Bal. on Hand

See W.D., A.G.O. Form No. 581
for code designation

(Signature)

Figure 2. Ammunition Situation Report
(W.D., A.G.O. Form No. 580).

ALLOCATION**AMMUNITION**

(Check Use)

 TRANSPORTATION ORDER
(Requisition) REPORT
(On Head of Expend)_____
(Date and Time) 194_____ SHIPPING
(Request, Order, or Ticket)

To: _____

From: _____

Location of ammunition: _____

Instructions: _____

Line	Column "A"		Column "B"		Column "C"		Column "D"	
	CODE	QUANTITY	CODE	QUANTITY	CODE	QUANTITY	CODE	QUANTITY
1	P1ZAM		R1MDA		R4CAA			
2	P1ZAN		R1MIA		R4CDA			
3	P1ZAO		R1MJA		R4FCA			
4	P1ZAP		R1MLA		R4FLA			
5	P1ZCM		R1MMA		R4FFA			
6	P1ZSC		R1PAA		R7AEA			
7	P1ZBD		R1PCA		R7AIA			
8	P1ZBE		R1PEA		R7ANA			
9	P1ZBG		R1QBA		R7FAB			
10	P1ZCN		R1QCA		S4CCA			
11	P1ZCD		R1QDA		S4NBA			
12	P1ZCE		R1QEA		S4NIA			
13	P1ZCF		R1QIA		S4NHB			
14	P1ZCG		R1QLA		S4QFB			
15	P5EAB		R1SAA		S4PBA			
16	P5EJA		R1SBA		S5IBA			
17	P5HJA		R1SDA		S5ICA			
18	P5HNA		R1SFA		S5RNA			
19	P5HOA		R2ZCP		S5ROA			
20	P5NIA		R2ZDA		S5RPA			
21	P5NSA		R2ZDB		S5RQA			
22	P6OCA		R2ZDC		S5RRA			
23	P6ODA		R2ZCH		S5RSA			
24	P5HBB		R2ZCI		S5RTA			
25	P5SGB		R2ZDS		S5RUA			
26	P5SHB		R2ZDT		S9AEA			
27	R1QBA		R2ZCL		S9AFA			
28	R1GHB		R2ZDR		T1CAA			
29	R1GIA		R2ZDN		T1EDC			
30	R1IBB		R2ZDU		T1EDV			
31	R1LCA		R2ZAQ		T1EGK			
32	R1LPA		R2ZEF		T1EHA			
33	R1LGA		R2ZAS		T1EPC			
34	R1LLB		R2ZEG		T1EPM			
35	R1LNA		R2ZBW		T1EDP			
36	R1LPA		R2ZEB		T1ICN			
37	R1RAA		R2ZDP		T1ICQ			
38	R1RCA		R2ZEO		T1ICR			
39	R1REA				T1IDF			
40	R3BEA		R4AAA		T2AAD			

Initiated by: _____

Approving
Office no.Receiving
Office no.

Rec. by: _____

Approved by: _____

Date and Time: _____

GROUND AMMUNITION TRANSACTION

W. D. A.G.O. FORM NO. 581

Figure 3. Ground Ammunition Transaction
(W.D., A.G.O. Form No. 581 (obverse).

DESCRIPTION OF CODE ITEMS OF AMMUNITION

The code symbols printed on the front of this form correspond to the descriptions listed below. They are listed in the same order as they correspond to the same weapon groups. Divisions between weapon groups on the front of the form are shown by heavy black lines in columns "A", "B", and "C". In column "D" every other horizontal line is heavy in order that two lines may normally be used for each item written in by hand. [See appropriate SNL for code designation.]

COLUMN A

155-mm Guns, M1 and M1A1
(Powder Charge P2EAA)

- 1. P1ZAN HE.M101.w/PDF.M51A1
- 2. P1ZAN Gaa.H.M104.w/PDF.M51A1
- 3. P1ZAD Smoke.WF.M51.w/PDF.M51A1
- 4. P1ZAP AP.M111.w/BDF.M51A1
- 5. P1ZCP HE.M101.w/MTF.M51

155-mm Guns M1917, M1917A1,
M1918M1
(Powder Charge P2PCC)

- 6. P1ZBC HE.M101.w/PDF.M51A1
- 7. P1ZBD Gaa.H.M104.w/PDF.M51A1
- 8. P1ZBE Smoke.WF.M51.w/PDF.M51A1
- 9. P1ZBF AP.M111.w/BDF.M51A1
- 10. P1ZBG HE.M101.w/MTF.M51

8" Howitzer, M1

- 11. P1ZCD HE.M104.w/PDF.M51A1gbe
- 12. P1ZCF HE.M104.w/PDF.M51gbe
- 13. P1ZCG HE.M104.w/PDF.M51gbe
- 14. P1ZCH HE.M104.w/PDF.M51gbe

37-mm Automatic Gun, M1A2 (AA)

- 15. P1ZAR HE.M1.w/TR.ED.w/PDF.M50
- 16. P1ZEA APC.M19.w/TR

40-mm Automatic Gun, M1
(British Gun, British)

- 17. P1ZHA AP.T.M101.1146.w/o CI
- 18. P1ZHA HE.T.(ED.M.12).w/PDF.M52
- 19. P1ZHA HE.T.(ED.M.12).1146.w/o CI
- 20. P1ZHA HE.T.(SD.M.12).w/PDF.M52
- 21. P1ZHA HE.T.(SD.M.12).1146.w/o CI

3" AA Gun (Mobile)

- 22. P1ZHA APC.M11.w/PDF.M54A1.w/TR
- 23. P1ZHA HE.M11.w/MTF.M51(alt.pod)
- 24. P1ZHA HE.M11.w/PDF.M54A1
- 25. P1ZHA HE.M11.w/PDF.M54A1

90-mm AA Gun, M1

- 26. P1ZHB HE.M11.w/MTF.M54A1
- 27. P1ZHB HE.M11.w/PDF.M54A1gbe
- 28. P1ZHB APC.M11.w/BDF.M54A1.w/TR

37-mm Guns, M3, M3A1 (Antisnk),
M5, M6 (Tank)

- 29. P1ZBA HE.M5.w/BDF.M58
- 30. P1ZBB Cannon, M2
- 31. P1ZBA APC.M31.w/TR

57-mm Guns, M1 and 6 Pr. 7 Cwt.
(British)

- 32. P1ZBB APC.H.M56.w/BDF.M79

75-mm Guns (all models)

- 33. P1ZBA HE.M56.w/PDF.M58gbc
- 34. P1ZBA HE.M56.w/TR.ED.M58
- 35. P1ZBA HE.M56.w/TR.ED.M58
- 36. P1ZBA HE.M56.w/PDF.M58gbc
- 37. P1ZBA HE.M56.w/PDF.M58gbc
- 38. P1ZBA APC.H.M56.w/BDF.M58A1
- 39. P1ZBA Smoke.WF.M56(1,undfnd).ac
- 40. P1ZBA HE.M56.w/PDF.M58A1.ac
- 41. P1ZBA HE.M56.w/PDF.M58A1.ac
- 42. P1ZBA Smoke.H.C.B.M56(1or.M58)
- 43. P1ZBA Cannon, M2

COLUMN B

75-mm Howitzers, M1, M1A1,
M2, M3

- 1. P1ZBA HE.M56.w/TR.ED.M58
- 2. P1ZBA Smoke.WF.M56.w/PDF.M58
- 3. P1ZBA Gaa.H.M56.w/PDF.M58
- 4. P1ZBA HE.M56.w/PDF.M58A1
- 5. P1ZBA HE.M56.w/BDF.M58

75-mm Guns, M1, M1A1 (Tank)

- 6. P1ZAA APC.H.M56.w/BDF.M58A1

- 7. P1ZCA Smoke.H.C.B.M56(1or.M58)
- 8. P1ZCA HE.M56.w/PDF.M58A1

105-mm Howitzer, M2, M2A1, M4

- 9. P1ZBA HE.M1.w/PDF.M54
- 10. P1ZBA HE.M1.w/PDF.M54
- 11. P1ZBA HE.M1.w/PDF.M54A1
- 12. P1ZBA HE.M1.w/PDF.M54gbe
- 13. P1ZBA Gaa.H.M56.w/BDF.M54gbe
- 14. P1ZBA Smoke.H.C.B.M54.w/TR.ED.M54

105-mm Howitzer, M3 (Airborne)

- 15. P1ZBA HE.M1.w/PDF.M54A1
- 16. P1ZBA HE.M1.w/PDF.M54
- 17. P1ZBA HE.M1.w/PDF.M54
- 18. P1ZBA Smoke.H.C.B.M54.w/TR.ED.M54

4.5" Gun, M1

- 19. P1ZCP HE.M54.w/PDF.M52A1.w/MF
- 20. P1ZCP HE.M54.w/PDF.M51A1.w/MF
- 21. P1ZCP HE.M54.w/PDF.M51A1.w/MF
- 22. P1ZCP HE.M54.w/PDF.M57A1.w/M5

155-mm Howitzer, M1

- 23. P1ZCR HE.M101.w/PDF.M51A1gbe
- 24. P1ZCI HE.M101.w/MTF.M51A1gbe
- 25. P1ZCI HE.M101.w/PDF.M51A2gbe
- 26. P1ZCI HE.M101.w/MTF.M51A2gbe
- 27. P1ZCL Gaa.H.M104.w/PDF.M51A2gbe
- 28. P1ZCL Gaa.H.M104.w/PDF.M51A2gbe
- 29. P1ZCN Smoke.H.C.B.M101.w/TR.ED.M51gbe
- 30. P1ZDU Smoke.H.C.B.M101.w/TR.ED.M51gbe

155-mm Howitzers, M1917,
M1917A1, M1918

- 31. P1ZAG HE.M101.w/PDF.M51A2gbe
- 32. P1ZAF HE.M102.w/PDF.M51A1gbe
- 33. P1ZAG HE.M102.w/TR.ED.M51A1gbe
- 34. P1ZAG HE.M102.w/PDF.M51A1gbe
- 35. P1ZAG HE.M102.w/PDF.M51A1gbe
- 36. P1ZAD Gaa.H.M104.w/PDF.M51A1gbe
- 37. P1ZAD Smoke.H.C.B.M101.w/TR.ED.M51gbe
- 38. P1ZAE Smoke.H.C.B.M101.w/TR.ED.M51gbe

7" Howitzer, M3

- 44. P1AAA Bunch, Smoke, M3/L

COLUMN C

60-mm Mortar

- 1. P2CAA HE.M49A2.w/PDF.M53
- 2. P2CDA Illuminating, M51, w/PDF (Lead) M53

81-mm Mortar

- 3. P2CEA HE.M54A1(Std).w/PDF.M52
- 4. P2CEA HE.M54(heavy).w/PDF.M52
- 5. P2CEB Smoke.WF.M57.w/PDF.M51

Ground Mines

- 6. P2EAA Anti-personnel, M.10, w/PDF.M51
- 7. P2EAB Anti-personnel, M.10a1, w/PDF.M51A2
- 8. P2EAC Torpedo, Bangalore
- 9. P2EAD Box of 100, M1A1, torpedos and accessories

Grenade, Hand

- 10. P2GCA M5 100 (Expansive), w/TR.ED.M50
- 11. P2GCA Grenade, Rifle
- 12. P2GCA ST.M5A1(2oz), 100 extra, packed - w/100, M50, M51
- 13. P2GCA Smoke.WF.M51
- 14. P2GCA Propaganda M17 (parachute 77), 100, M51, 9 carbide, 4 capsules, M5 and 5 carbide, w/100, M51

60-mm Mortar

- 15. P2GDF ADAPTAR, grenade projectile, M1, (packed 48 w/100, M51, 9 carbide, 4 capsules, M5 and 5 carbide, w/100, M51)
- 16. P2GDF ADAPTAR, grenade projectile, M1, (packed 48 w/100, M51, 9 carbide, 4 capsules, M5 and 5 carbide, w/100, M51)
- 17. P2GDF CATRIDGES, 48 carbide, w/100, M51
- 18. P2GDF Flares
- 19. P2GDF Flare, Trip, Parachute, M54
- 20. P2GDF Flare, Trip, M51

Signal, M1, M2, M3, M4

- 21. P2GDF Amber, Sign, cluster, M3A1
- 22. P2GDF Amber, Sign, para., M3A1
- 23. P2GDF Green, Sign, cluster, M3A1
- 24. P2GDF Green, Sign, para., M3A1
- 25. P2GDF White, Sign, cluster, M3A1
- 26. P2GDF White, Sign, para., M3A1
- 27. P2GDF Red, Sign, cluster, M3A1
- 28. P2GDF Red, Sign, para., M3A1
- 29. P2GDF Rocket, A.R. 2.56", M2
- 30. P2GDF Rocket, A.R. 2.56", M3A1

Caliber 30 Carbine

- 31. P2GAA Cartridge, M1, 30gr, 40/cmn
- 32. P2GAA Cartridge, M1, 30gr, 40/cmn
- 33. P2GAA Caliber 30 Rifle
- 34. P2GAD AP.M2.3(40).21 clip/band. 25 band
- 35. P2GAD AP.M2.3(40).21 clip/band. 25 band
- 36. P2GAD AP.M2.3(40).21 clip/band. 25 band
- 37. P2GAD AP.M2.3(40).21 clip/band. 25 band
- 38. P2GAD AP.M2.3(40).21 clip/band. 25 band
- 39. P2GAD AP.M2.3(40).21 clip/band. 25 band
- 40. P2GAD AP.M2.3(40).21 clip/band. 25 band
- 41. P2GAD AP.M2.3(40).21 clip/band. 25 band
- 42. P2GAD AP.M2.3(40).21 clip/band. 25 band
- 43. P2GAD AP.M2.3(40).21 clip/band. 25 band
- 44. P2GAD AP.M2.3(40).21 clip/band. 25 band
- 45. P2GAD AP.M2.3(40).21 clip/band. 25 band
- 46. P2GAD AP.M2.3(40).21 clip/band. 25 band
- 47. P2GAD AP.M2.3(40).21 clip/band. 25 band
- 48. P2GAD AP.M2.3(40).21 clip/band. 25 band
- 49. P2GAD AP.M2.3(40).21 clip/band. 25 band
- 50. P2GAD AP.M2.3(40).21 clip/band. 25 band
- 51. P2GAD AP.M2.3(40).21 clip/band. 25 band
- 52. P2GAD AP.M2.3(40).21 clip/band. 25 band
- 53. P2GAD AP.M2.3(40).21 clip/band. 25 band
- 54. P2GAD AP.M2.3(40).21 clip/band. 25 band
- 55. P2GAD AP.M2.3(40).21 clip/band. 25 band
- 56. P2GAD AP.M2.3(40).21 clip/band. 25 band
- 57. P2GAD AP.M2.3(40).21 clip/band. 25 band
- 58. P2GAD AP.M2.3(40).21 clip/band. 25 band
- 59. P2GAD AP.M2.3(40).21 clip/band. 25 band
- 60. P2GAD AP.M2.3(40).21 clip/band. 25 band

LEGEND OF ABBREVIATIONS

PDP	- Point detaching fuse	gbc	- Green base case	ss	- Super charge
MTF	- Mechanical fuse	w/o	- White base case	nc	- Normal charge
BDP	- Base detaching fuse	mgh	- M1918 gun bolt	rc	- Reduced charge
T & S	- Time & Super Quick	CL	- Clip	tsd	- Tinsider

Figure 4. Ground Ammunition Transaction
(W.D., A.G.O. Form No. 581) (reverse).

(a) The reverse side of this form contains a list of the important items of ammunition with a description of each and its code symbol.

c. **W.D., A.G.O. Form No. 582** (fig. 5). This is a multipurpose form used for posting of ground and aircraft ammunition records of stock and location, credits, summary of ammunition status, etc., as listed below and in paragraph 125.

- (1) Division Credit Record (see par. 103 and fig. 15).
- (2) Division Credit Report (see par. 104 and fig. 16).
- (3) Corps Credit Record (see par. 105 and fig. 17).
- (4) Corps Summary of Ammunition Status (see par. 106 and fig. 18).
- (5) Corps Credit Report (see par. 107 and fig. 19).
- (6) Status of Stocks Record (see par. 108 and fig. 20).
- (7) Status of Stocks Report (see par. 109 and fig. 21).
- (8) Locator Record (see par. 110 and fig. 22).
- (9) Army Status of Stocks Record (see par. 111 and fig. 23).
- (10) Army Master Status of Stocks Record (see par. 112 and fig. 24).
- (11) Army Credit Record (see par. 113 and fig. 25).
- (12) Army Report (see par. 114 and fig. 26).

d. **W.D., A.G.O. Form No. 583**. This form, Ammunition Visible Index, is an index tab form for use in the visible pockets of the portable bookfold. It is used in conjunction with W.D., A.G.O. Form No. 582 when this form is used for ammunition supply records. (See fig. 6.)

94. PORTABLE BOOKFOLD. The portable bookfold provides an efficient and secure method for maintaining ammunition supply records. It has a rigid binder, approximately 12 by 22 inches, covered with olive drab, moisture-repellent canvas. The canvas covering and lining are securely stitched along all edges, reinforcing the binder. The left-hand side of the bookfold is constructed to provide a smooth

WEAPON	DESCRIPTION AND TACING	VEHICLES	1/2 TON	1 TON	1 1/2 TON	2 1/2 TON
CODE		C/R-CATRS				
	<p>THIS SCALE CORRESPONDS TO TYPEWRITER (PICA) SCALES - SET SCALE SHALL WILL REQUIRE WITH MACHINE SCALE NEED OAS</p> <p>FOR PRESENT ADJUSTMENT OF 150% INCREASE. FOR MAKE ON REPORTS WITH AFTER SETTING. SEE NEW TYPEWRITER MANUAL.</p>					
	<p>AMMUNITION VISIBLE INDEX</p> <p>W.D., A.G.O. Form No. 583</p>					

Figure 6. Ammunition Visible Index
(W.D., A.G.O. Form No. 583).

writing surface when opened, and is flexible so that it may be folded back under the right side. The right side of the binder is equipped with fifty visible pockets for 8-by-10 record cards. (See fig. 7.)

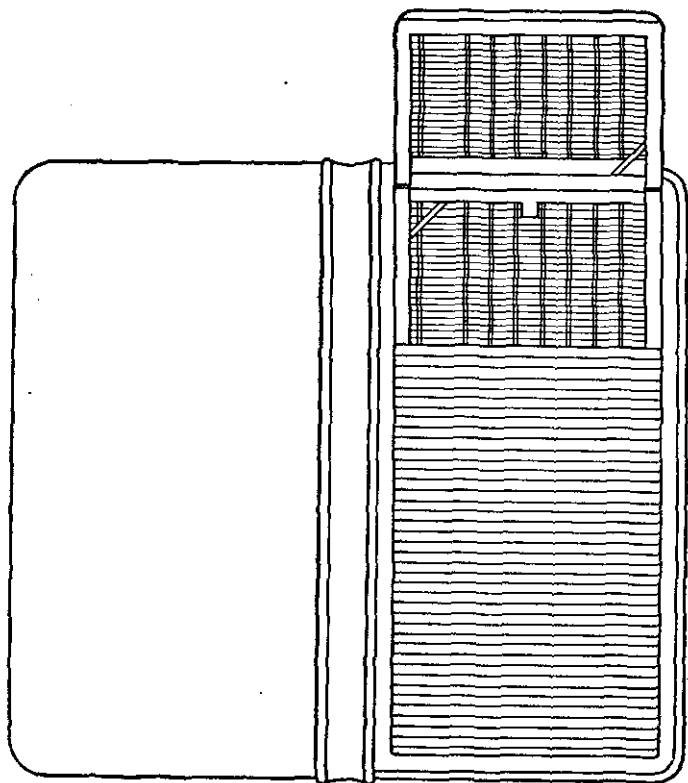


Figure 7. Portable bookfold.

Section II.

INSTRUCTIONS FOR USE OF FORMS

95. ALLOCATIONS. a. Preparation. Allocations are made on W.D., A.G.O. Form No. 581, which is prepared as follows:

(1) An "X" or check mark is placed in the box designated "Allocation".

(2) The date and hour the allocation is prepared are entered on the line "Date and Time" at the top of the form.

(3) The designation of the organization receiving the allocation is entered on the line "To".

(4) The organization making the allocation is entered on the line "From".

(5) The designation of the ASP or depot where the allocated ammunition is located is entered on the line "Location of ammunition".

(6) Any special instructions deemed necessary are placed on the line "Instructions".

(7) The quantity of each type of ammunition being allocated is placed in the "QUANTITY" column, to the right of the code symbol printed in the "CODE" column. If the code symbol for any item is not found among the printed symbols, it will be written in the "CODE" column of Column "D". The number of rounds being allocated is placed in the "QUANTITY" column. (For information concerning code symbols, see appropriate SNL, P, R, S, or T.)

(8) The officer who determines the quantities and types of ammunition allocated signs on the line "Initiated by".

(9) The officer approving the allocation signs on the line "Approved by".

(10) The serial number assigned by the allocating organization is entered in the box "Approving Office no.".

(11) The ammunition officer of the unit receiving the allocation signs on the line "Rec. by".

ALLOCATION**AMMUNITION**

(Check One)

 TRANSPORTATION ORDER
(Requisition) REPORT
(On Hand or Expended)4 August 2300 1M 3
(Date and Time) SHIPPING
(Request, Order, or Ticket)To: Y CorpsFrom: First ArmyLocation of ammunition: ASR #3Instructions: Effective Immediately

Line	Column "A"		Column "B"		Column "C"		Column "D"	
	CODE	QUANTITY	CODE	QUANTITY	CODE	QUANTITY	CODE	QUANTITY
1	PIZAM	5,000	RIMDA		R4CAA		T1ICH	80,000
2	PIZAN		RIMIA		R4CDA			
3	PIZAO		RIMJA		R4FCA			
4	PIZAP		RIMLA		R4FLA			
5	PIZCM		RIMMA		R4FFA			
6	PIZBC		RIPAA		R7AEA			
7	PIZBD		RIPCA		R7AIA			
8	PIZBE		RIPEA		R7ANA			
9	PIZBG		RIQBA		R7FAB			
10	PIZCN		RIQCA		S4CCA	10,000		
11	PIZCD		RIQDA		S4NBA			
12	PIZCE		RIQEA		S4NIA			
13	PIZCF		RIQIA		S4NHB			
14	PIZCG		RIQLA		S4QFB			
15	PSEAB	7,000	RISAA		S4PBA			
16	PSEIA		RISBA		S5IBA			
17	P5HJA		RISDA		S5ICA			
18	P5HNA		RISPA		S5RNA			
19	P5HOA		R2ZCP		S5ROA			
20	P5NIA		R2ZDA		S5RPA			
21	P5NSA		R2ZDB		S5ROA			
22	P6OCA		R2ZDC		S5RRA			
23	P6ODA		R2ZCH	3,000	S5RSA			
24	P5HBB		R2ZCI		S5RTA			
25	P5SGB		R2ZDS		S5RUA			
26	P5SHB		R2ZDT		S9AEA	5,000		
27	R1GBA	10,000	R2ZCL		S9AFA			
28	R1GHB		R2ZDR		T1CAA			
29	R1GIA		R2ZDN		T1EDC			
30	R1IBB		R2ZDU		T1EDV			
31	R1LCA		R2ZAQ		T1EOK			
32	R1LFA		R2ZEP		T1EHA			
33	R1LGA		R2ZAS		T1EPC			
34	R1LLB		R2ZEG		T1EPM			
35	R1LNA		R2ZBW		T1EDP			
36	R1LPA		R2ZEB		T1HCN			
37	R1RAA		R2ZDP		T1HCQ			
38	R1RCA		R2ZEO		T1ICR			
39	R1REA				T1IDP			
40	R3BEA		R4AAA		T7AAD	35,000		

Initiated by: Army Ammunition OfficerApproving
Office no.Receiving
Office no.Rec. by: Corps Ammunition OfficerApproved by: Army Ordnance Officer

AA #2

3

Date and Time: 5 August 0630GROSS AMMUNITION TRANSACTION
U. S. G. O. FORM NO. 581Figure 8. Ground Ammunition Transaction—Allocation
(W.D., A.G.O. Form No. 581).

(12) The date and hour of receipt of the allocation are entered on the line "Date and Time" in the lower right-hand corner.

(13) The voucher number assigned by the receiving unit is entered in the box marked "Receiving Office no."

b. Distribution. Allocations are normally prepared in three copies. The original is sent to the organization receiving the allocation; one copy is sent to the ASP where the ammunition is located; and the third copy is filed by the allocating officer. Additional copies may be prepared and distributed, if required.

c. An example is shown in figure 8.

96. ALLOCATION CANCELLATION. a. Preparation. Allocation cancellations are made on W.D., A.G.O. Form No. 581. When used to cancel specific quantities of allocated ammunition, W.D., A.G.O. Form No. 581 is prepared in the same manner as an allocation with the following exceptions:

(1) The word "Cancellation" is written after the word "Allocation", in the upper left-hand corner.

(2) The quantities cancelled are entered in the "QUANTITY" column after the code symbols.

b. Distribution. Allocation cancellations are distributed in the same manner as allocations (par. 95).

97. ALLOCATION REQUEST. a. Preparation. Requests for allocations are made on W.D., A.G.O. Form No. 581, which is prepared in the same manner as an allocation with the following exceptions:

(1) The word "Request" is written after the word "Allocation", in the upper left-hand corner.

(2) The quantity of each item of ammunition requested is entered after the code symbol for that item.

b. Distribution. Allocation requests are normally prepared in duplicate. The original is sent to the allocating

unit and the duplicate is filed by the ammunition officer of the unit making the request. Additional copies may be prepared and distributed, if required.

98. TRANSPORTATION ORDERS. a. Preparation.

Transportation orders are prepared on W.D., A.G.O. Form No. 581, as follows:

(1) An "X" or check mark is placed in the box designated "Transportation Order".

(2) The headquarters approving or authenticating the transportation order is entered on the line "To".

(3) The unit requesting the ammunition is entered on the line "From".

(4) The ASP or depot where the ammunition will be issued is placed on the line "Location of ammunition". When the using unit prepares the transportation order, this entry will be made by the authenticating officer, unless unauthenticated transportation orders are authorized.

(5) Any special instructions or information deemed necessary are entered on the line "Instructions", including the total weight of the ammunition and the number of trucks to be used.

(6) The number of rounds required is entered after the code symbol for each item desired. If the code symbol for a desired item is not included among those printed on the form, it is written in the "CODE" column of Column "D", and the quantity requested is placed after it in the "QUANTITY" column.

(7) The munitions officer of the using unit, or his representative, signs on the line "Initiated by".

(8) The authenticating officer (division ammunition officer for divisional or attached units) signs on the line "Approved by".

(9) The voucher number assigned by the authenticating officer is entered in the box marked "Approving Office no.".

(10) When the ammunition has been issued by the ASP or depot, the commander of the ammunition train signs on the line marked "Rec. by". The date and hour the ammunition was issued are entered on the line marked "Date and Time", in the lower right-hand corner.

(11) The voucher number assigned by the issuing ASP or depot is entered in the box marked "Receiving Office no."

b. Distribution. Transportation orders are prepared in triplicate. The original is retained by the ASP or depot; one copy is filed by the authenticating officer; and the other copy is retained by the unit receiving the ammunition.

c. An example is shown in figure 9.

99. SHIPPING REQUEST. a. Preparation. Shipping requests are made on W.D., A.G.O. Form No. 581, prepared as follows:

(1) An "X" or check mark is placed in the box marked "Shipping." and the word "Request" is entered on the blank line.

(2) The office upon which the request is made, is entered on the line "To".

(3) The designation of the requesting organization (army, independent corps, or task force) is entered on the line "From".

(4) The depot where the ammunition is located and from which the shipment is to be made, is entered on the line "Location of ammunition".

(5) The designation of the army ASP or depot to which the requested shipment is to be made, and any other pertinent instructions, will be entered on the line "Instructions".

(6) The quantity of each type of ammunition is entered in the "QUANTITY" column to the right of the code symbol. If the particular code symbol of an item is not included among those printed on the form, it will be written in Column "D".

ALLOCATION

AMMUNITION

(Check Use)

 TRANSPORTATION ORDER
(Regulation) REPORT
(On Hand or Expended)5 August 1943
(Date and Time) SHIPPING
(Return, Order, or Ticket)

To: 3d Division, Ammunition Officer

From: 7th Infantry

Location of ammunition: ASP #3

Instructions: Junction 551 (77.1-677.4) Arrive at 2030 - 3.48 tons requiring
3 - 1 1/2 ton Trucks

Line	Column "A"		Column "B"		Column "C"		Column "D"	
	CODE	QUANTITY	CODE	QUANTITY	CODE	QUANTITY	CODE	QUANTITY
1	P1ZAM		R1MDA		R4CAA		T1GH	30,000
2	P1ZAN		R1MIA		R4CDA			
3	P1ZAO		R1MJA		R4FCA			
4	P1ZAP		R1MLA		R4FLA			
5	P1ZCM		R1MMA		R4FPA			
6	P1ZBC		R1PAA		R7AEA			
7	P1ZBO		R1PCA		R7AIA			
8	P1ZBE		R1PEA		R7ANA			
9	P1ZBG		R1QBA		R7FAB			
10	P1ZCN		R1QCA		S4CCA	500		
11	P1ZCD		R1QDA		S4NBA			
12	P1ZCE		R1QEA		S4NIA			
13	P1ZCF		R1QIA		S4NIB			
14	P1ZCG		R1QLA		S4QFB			
15	P5EAB		R1SAA		S4PBA			
16	P5EIA		R1SBA		S5IBA			
17	P5HJA		R1SDA		S5ICA			
18	P5HNA		R1SFA		S5RNA			
19	P5HOA		R2ZCF		S5ROA			
20	P5NIA		R2ZDA		S5RPA			
21	P5NSA		R2ZDB		S5RQA			
22	P6OCA		R2ZDC		S5RRA			
23	P6ODA		R2ZCH		S5RSA			
24	P5HBB		R2ZCI		S5RTA			
25	P5SGB		R2ZDS		S5RUA			
26	P5SHB		R2ZDT		S9AEA			
27	R1GBA	1,000	R2ZCL		S9AFA			
28	R1GHB		R2ZDR		T1CAA	24,000		
29	R1GIA		R2ZDN		T1EDC			
30	R1HBB		R2ZDU		T1EDV			
31	R1LCA		R2ZAQ		T1EGK			
32	R1LFA		R2ZEF		T1EHA			
33	R1LGA		R2ZAS		T1EPC			
34	R1LLB		R2ZEG		T1EPM			
35	R1LNA		R2ZBW		T1EDP			
36	R1LPA		R2ZEB		T1HCN			
37	R1RAA		R2ZOP		T1HCQ			
38	R1RCA		R2ZEO		T1ICR			
39	R1REA				T1IDF			
40	R3BEA		R4AAA		T2AAD	9,000		

Initiated by: Munitions Officer, 7th Inf.

Approving
Office no.Receiving
Office no.

Rec. by: Train Commander

Approved by: Ammunition Officer, 3d Div.

T.O. #1

CV #3

Date and Time: 5 August 2100

GROUND AMMUNITION TRANSACTION

W. D. A. G. O. FORM NO. 581

Figure 9. Ground Ammunition Transaction—Transportation Order
(W.D., A.G.O. Form No. 581).

(7) The army ammunition officer signs on the line "Initiated by".

(8) The army ordnance officer signs on the line "Approved by".

(9) The receiving officer or his representative signs on the line "Rec. by" and enters the date and hour the request was received on the line "Date and Time" in the lower right-hand corner.

(10) The voucher number assigned by the requesting officer is placed in the box marked "Approving Office no.".

(11) The voucher number assigned by the receiving officer is entered in the box marked "Receiving Office no.".

b. Distribution. Normally, four copies of the shipping request are prepared. The original and one copy are sent to the office to which the request is submitted; one copy is sent to the army ammunition supply installation which will receive the shipment; and the other copy is filed in the army ammunition office.

c. An example is shown in figure 10.

100. SHIPPING ORDER. a. Preparation. Shipping orders are made on W.D., A.G.O. Form No. 581, prepared as follows:

(1) An "X" or check mark is placed in the box marked "Shipping.", and the word "Order" is entered on the blank line.

(2) The ASP or depot to which the ammunition is to be shipped is entered on the line "To".

(3) The ASP or depot from which the shipment is to be made is entered on the line "From".

(4) The line marked "Location of ammunition" is normally left blank when the shipping order is sent directly to an ammunition supply installation.

(5) Any special instructions deemed necessary, such as the time and the method of shipment, are placed on the line "Instructions".

ALLOCATION**AMMUNITION**

(Check One)

 TRANSPORTATION ORDER
(Requisition) REPORT
(On Hand or En Route)

3 August 1943

(Date and Time)

 SHIPPING REQUEST
(Request, Order, or Ticket)

To: Theater Ordnance Officer (or other ordnance officer designated by the theater commander)

From: First Army

Location of ammunition: Depot A

Instructions: Depot A to Depot #1 Immediate Action

Line	Column "A"		Column "B"		Column "C"		Column "D"	
	CODE	QUANTITY	CODE	QUANTITY	CODE	QUANTITY	CODE	QUANTITY
1	PIZAM	12,000	RIMDA		R4CAA		T1ICE	150,000
2	PIZAN		RIMIA		R4CDA			
3	PIZAO		RIMJA		R4FDA			
4	PIZAP		RIMLA		R4FLA			
5	PIZCM		RIMMA		R4FPA			
6	PIZBC		RIPAA		R7AEA			
7	PIZBD		RIPCA		R7AIA			
8	PIZBE		RIPFA		R7ANA			
9	PIZBG		RIQBA		R7FAB			
10	PIZCN		RIQCA		S4GCA	40,000		
11	PIZCD		RIQDA		S4NBA			
12	PIZCE		RIQEA		S4NIA			
13	PIZCF		RIQIA		S4NHB			
14	PIZCG		RIQLA		S4QFB			
15	P5EAB	28,000	RISAA		S4PBA			
16	P5EIA		RISBA		S5IBA			
17	P5HJA		RISDA		S5ICA			
18	P5HNA		RISFA		S5RNA			
19	P5HOA		R2ZCP		S5RDA			
20	P5NIA		R2ZDA		S5RPA			
21	P5NSA		R2ZDB		S5RQA			
22	P6OCA		R2ZDC		S5RRA			
23	P6ODA		R2ZCH	12,000	S5RSA			
24	P5HBB		R2ZCI		S5RTA			
25	P5SGB		R2ZDS		S5RUA			
26	P5SHB		R2ZDT		S9AEA	15,000		
27	RIGBA	25,000	R2ZCL		S9AFA			
28	RIGHB		R2ZDR		T1CAA			
29	RIGIA		R2ZDN		T1EDC			
30	R1IBB		R2ZDU		T1EDV			
31	RILCA		R2ZAQ		T1EGK			
32	RILFA		R2ZEP		T1EHA			
33	RILGA		R2ZAS		T1EPC			
34	RILLB		R2ZEG		T1EPM			
35	RILNA		R2ZBW		T1EDP			
36	RILPA		R2ZEB		T1ICN			
37	RIRAA		R2ZDP		T1ICQ			
38	RIRCA		R2ZEO		T1ICR			
39	RIRFA				T1IDP			
40	R3BEA		R4AAA		T2AAD	90,000		

Initiated by: Army Ammunition Officer

Approving
Office no.Receiving
Office no.

Rec. by: Theater Ordnance Officer

Approved by: Army Ordnance Officer

S. R. #1

19

Date and Time: 5 August 1943

GROUND AMMUNITION TRANSACTION

W. D., A.G.O., FORM NO. 581

Figure 10. Ground Ammunition Transaction—Shipping Request
(W.D., A.G.O. Form No. 581).

(6) The quantities to be shipped are entered in the "QUANTITY" column after the code symbol for each item. If the code symbol for a particular item is not already printed, it will be written in the "CODE" column of Column "D".

(7) The officer issuing the shipping order signs on the line "Initiated by".

(8) The officer approving the order signs on the line "Approved by".

(9) The commander of the ASP or depot ordered to make the shipment signs on the line "Rec. by", and the date and hour the order is received are entered on the line "Date and Time" in the lower right hand corner.

(10) The commander of the depot or ASP to which the ammunition will be shipped makes similar entries on the copy sent to him.

(11) The voucher number assigned by the officer issuing the order is placed in the box designated "Approving Office no.". The respective depots and ASP's enter their voucher numbers in the "Receiving Office no." box.

b. Distribution. Normally, three copies are prepared. The original is sent to the ASP or depot making the shipment; one copy is sent to the ASP or depot which is to receive the shipment; and one copy is filed by the officer issuing the order. Additional copies may be prepared and distributed, if required.

c. An example is shown in figure 11.

101. SHIPPING TICKET. a. Preparation. Shipping tickets are made on W.D., A.G.O. Form No. 581, prepared as follows:

(1) An "X" or check mark is placed in the box marked "Shipping.", and the word "Ticket" is written on the blank line.

(2) The designation of the depot or ASP to which the ammunition is being shipped is entered on the line "To".

ALLOCATION

AMMUNITION

(Check Use)

 TRANSPORTATION ORDER
(Request) REPORT

(On Hand or Expended)

5 August 1950

(Date and Time)

194-3

 SHIPPING Order

(Request, Order, or Ticket)

To: Depot #1

From: Depot #A

Location of ammunition:

Instructions: Train #10, 3 August 50

Line	Column "A"		Column "B"		Column "C"		Column "D"	
	CODE	QUANTITY	CODE	QUANTITY	CODE	QUANTITY	CODE	QUANTITY
1	P1ZAM	12,000	R1MDA		R4CAA		T1ICF	150,000
2	P1ZAN		R1MIA		R4CDA			
3	P1ZAO		R1MJA		R4FCA			
4	P1ZAP		R1MLA		R4FLA			
5	P1ZCM		R1MMA		R4FPA			
6	P1ZBC		R1PAA		R7AEA			
7	P1ZBD		R1PCA		R7AIA			
8	P1ZBE		R1PEA		R7ANA			
9	P1ZBG		R1QBA		R7PAB			
10	P1ZCN		R1QCA		S4GCA	40,000		
11	P1ZCD		R1QDA		S4NBA			
12	P1ZCE		R1QEA		S4NIA			
13	P1ZCF		R1QIA		S4NHB			
14	P1ZCG		R1OLA		S4QFB			
15	P5EAB	26,000	R1SAA		S4PBA			
16	P5EIA		R1SBA		S5IBA			
17	P5HJA		R1SDA		S5ICA			
18	P5HNA		R1SFA		S5RNA			
19	P5HOA		R2ZCP		S5ROA			
20	P5NIA		R2ZDA		S5RFA			
21	P5NSA		R2ZDB		S5RQA			
22	P6OCA		R2ZDC		S5RRA			
23	P6ODA		R2ZCH	10,000	S5RSA			
24	P5HBB		R2ZCI		S5RTA			
25	P5SGB		R2ZDS		S5RUA			
26	P5SHB		R2ZDT		S9AEA	15,000		
27	R1G8A	25,000	R2ZCL		S9AFA			
28	R1G8B		R2ZDR		T1CAA			
29	R1G1A		R2ZDN		T1EDC			
30	R1IBB		R2ZDU		T1EDV			
31	R1LCA		R2ZAQ		T1EGK			
32	R1LFA		R2ZEP		T1EHA			
33	R1LGA		R2ZAS		T1EPC			
34	R1LLB		R2ZEG		T1EPM			
35	R1LNA		R2ZBW		T1EDP			
36	R1LPA		R2ZEB		T1ICN			
37	R1RAA		R2ZDF		T1ICQ			
38	R1RCA		R2ZEO		T1ICR			
39	R1REA				T1IDF			
40	R3BEA		R4AAA		T2AAD	90,000		

Initiated by: John Dos, Capt., Ord. Dept.

Approving
Office no.Receiving
Office no.

Rec. by: C.O., Depot A

Approved by: Theater Ordnance Officer.

S.O. #1

11

Date and Time: 5 August 1950

GROUP AMMUNITION TRANSACTION

W. D., A. G. O., FORM NO. 581

Figure 11. Ground Ammunition Transaction—Shipping Order
(W.D., A.G.O. Form No. 581).

(3) The designation of the depot or ASP making the shipment is placed on the line "From".

(4) The line marked "Location of ammunition" is normally left blank.

(5) Any shipping instructions deemed necessary are entered on the line "Instructions".

(6) The quantity of each item of ammunition shipped is indicated by entering the number of rounds in the "QUANTITY" column after the code designation of each item shipped.

(7) The shipping officer signs on the line "Initiated by".

(8) The depot or ASP commander may sign on the line "Approved by".

(9) The shipper's voucher number is entered in the box marked "Approving Office no.".

(10) The receiving officer of the ASP or depot to which the ammunition was shipped signs on the line "Rec. by". The date and hour the ammunition was received are entered on the line "Date and Time", in the lower right-hand corner.

b. Distribution. Normally, four copies are prepared. The original is sent, under separate cover, to the depot or ASP receiving the shipment; one copy is sent to the officer who ordered the shipment; one copy is filed by the shipping depot or ASP; and the other copy accompanies the shipment as an invoice or packing list.

c. An example is shown in figure 12.

102. REPORTS OF AMMUNITION IN HANDS OF TROOPS. The reports of ammunition in hands of troops are made on W.D., A.G.O. Form No. 580 or on W.D., Form No. A.G.O. No. 581. The appropriate commander will prescribe the use of the form which is better suited to the particular situation and operating conditions. The essential difference between these forms is that Form No. 580, Ammunition Situation Report, requires a report of expenditures (columns 4 and 9) as well as the balance on hand (columns

ALLOCATION**AMMUNITION**

(Check Use)

 TRANSPORTATION ORDER
(Requisition) REPORT _____
(On Head or Expend)1 August 1900 _____ 194 3
(Date and Time) SHIPPING TICKET
(Receipt, Order, or Ticket)

To: Depot #1

From: Depot A

Location of ammunition: _____

Instructions: Train #10 3 August 43 to Depot #1

Line	Column "A"		Column "B"		Column "C"		Column "D"	
	CODE	QUANTITY	CODE	QUANTITY	CODE	QUANTITY	CODE	QUANTITY
1	PIZAM	12,000	RIMDA		R4CAA		T1ICH	150,000
2	PIZAN		R1MIA		R4CDA			
3	PIZAO		R1MJA		R4FCA			
4	PIZAP		R1MLA		R4FLA			
5	PIZCM		R1MMA		R4FPA			
6	PIZBC		R1PAA		R7AEA			
7	PIZBD		R1PCA		R7AIA			
8	PIZBE		R1PEA		R7ANA			
9	PIZBG		R1QBA		R7FAB			
10	PIZCN		R1QCA		S4GCA	40,000		
11	PIZCO		R1QDA		S4NBA			
12	PIZCE		R1QEA		S4NIA			
13	PIZCF		R1QIA		S4NHB			
14	PIZCG		R1QLA		S4QFB			
15	PSEAB	28,000	R1SAA		S4PBA			
16	PSEIA		R1SBA		S51BA			
17	PSHJA		R1SDA		S51CA			
18	PSHNA		R1SFA		S5RNA			
19	PSHOA		R2ZCP		S5ROA			
20	PSNIA		R2ZDA		S5RPA			
21	PSNSA		R2ZDB		S5RQA			
22	P6OCA		R2ZDC		S5RRA			
23	P6ODA		R2ZCH	12,000	S5RSA			
24	PSHBB		R2ZCI		S5RTA			
25	PSSGB		R2ZDS		S5RTA			
26	PSSHBB		R2ZDT		S9AEA	15,000		
27	R1GBA	25,000	R2ZCL		S9AFA			
28	R1GHB		R2ZDR		T1CAA			
29	R1GIA		R2ZDN		T1EDC			
30	R1IBB		R2ZDU		T1EDV			
31	R1LCA		R2ZAQ		T1EGK			
32	R1LFA		R2ZEP		T1EHA			
33	R1LGA		R2ZAS		T1EPC			
34	R1LLB		R2ZEG		T1EPM			
35	R1LNA		R2ZBW		T1EDP			
36	R1LPA		R2ZEB		T1ICN			
37	R1RAA		R2ZDP		T1ICQ			
38	R1RCA		R2ZEO		T1ICR			
39	R1REA				T1IDF			
40	R3BEA		R4AAA		T2AAD	20,000		

Initiated by: Shipping Officer Depot A

Approving Office no.

Receiving Office no.

Rec. by: Receiving Offr. Depot #1

Approved by: C.O. Depot A

S/T #1

DV #2

Date and Time: 4 August 0700

GROUND AMMUNITION TRANSACTION

W. D., A.G.O., FORM NO. 581

Figure 12. Ground Ammunition Transaction—Shipping Ticket
(W.D., A.G.O. Form No. 581).

5 and 10), whereas Form No. 581 reports only the quantities on hand.

a. W.D., A.G.O. Form No. 580 (normal). W.D., A.G.O. Form No. 580 is prepared as follows:

(1) The designation of the reporting unit is entered on the line "Unit".

(2) The location of the reporting unit is placed on the line "Location".

(3) The beginning of the reporting period is placed after the word "From" and the close of the reporting period after the word "To".

(4) The code symbols of all items on hand are listed alphabetically in the "Comp. Rds. Code" column.

(5) The quantity on hand at the beginning of the reporting period is entered in the "Bal. Last Report" column.

(6) The quantity received during the reporting period is entered in the column "Received".

(7) The quantity expended during the reporting period is entered in the column "Expended".

(8) The balance on hand at the close of the reporting period is entered in the column "Bal. on Hand".

(9) The munitions officer of the reporting unit signs on the line designated "Signature" in the lower right-hand corner.

b. W.D., A.G.O. Form No. 581 (alternate). W.D., A.G.O. Form No. 581 is prepared as follows:

(1) An "X" or check mark is placed in the box marked "Report.", and the words "In Hands of Troops" are written on the blank line.

(2) The office to which the report is submitted is entered on the line "To".

(3) The reporting unit's designation is entered on the line "From".

(4) The line "Location of ammunition" may be left blank.

(5) Any explanation deemed necessary will be entered on the line "Instructions".

(6) The appropriate quantities of each item of ammunition will be entered in the "QUANTITY" columns after the code symbol. Codes not already printed on the form will be entered in the "CODE" column of Column "D".

(7) The unit munitions officer signs on the line marked "Initiated by".

(8) The S-4 of the reporting unit signs on the line "Approved by".

(9) The officer to whom the report is made signs on the line "Rec. by". The date and hour the report is received will be entered on the line "Date and Time", in the lower right-hand corner of the form.

c. Distribution. Normally, two copies of the report of ammunition in hands of troops are prepared. The original is sent to the officer to whom the report is made (example: the division ordnance officer, for reports of divisional and attached units) and one copy is filed by the reporting unit. Additional copies may be prepared and distributed, if required.

d. Examples are shown in figures 13 and 14.

103. DIVISION CREDIT RECORD. The purpose of the division credit record is to show a continuous running balance of the quantity of each type of ammunition allocated to the division and the amount available for issue to divisional and attached units. The record is kept on W.D., A.G.O. Form No. 582. A separate card is maintained for each item of ammunition and filed in alphabetical order, by code symbol. Each card is prepared as follows:

a. The code symbol for the particular item of ammunition is placed after the word "CODE", in the top margin.

b. An abbreviated nomenclature of the ammunition may be placed after the code symbol, in the top margin.

ALLOCATION**AMMUNITION**

(Check Use)

 TRANSPORTATION ORDER
(Requisition) REPORT In Hands of Troops
(On Hand or Expended)

6 August 0600

194 3

 SHIPPING
(Request, Order, or Ticket)

To: 3d Division, Ammunition Officer

From: 7th Infantry

Location of ammunition: _____

Instructions: _____

Line	Column "A"		Column "B"		Column "C"		Column "D"	
	CODE	QUANTITY	CODE	QUANTITY	CODE	QUANTITY	CODE	QUANTITY
1	P1ZAM		R1MDA		R4CAA	900	T1ICH	10,000
2	P1ZAN		R1MIA		R4CDA			
3	P1ZAO		R1MJA		R4FCA	600		
4	P1ZAP		R1MLA		R4FLA			
5	P1ZCM		R1MMA		R4FPA			
6	P1ZBC		R1FAA		R7AEA			
7	P1ZBD		R1PCA		R7AIA			
8	P1ZBE		R1PEA		R7ANA			
9	P1ZBO		R1QBA		R7FAB			
10	P1ZCN		R1QCA		S4GCA	200		
11	P1ZCD		R1QDA		S4NBA			
12	P1ZCE		R1QEA		S4NIA			
13	P1ZCF		R1QIA		S4NHB			
14	P1ZCG		R1QLA		S4QFB			
15	P5EAB		R1SAA		S4PBA			
16	P5EIA		R1SBA		S5IBA			
17	P5HJA		R1SDA		S5ICA			
18	P5HNA		R1SFA		S5RNA			
19	P5HQA		R2ZCP		S5RQA			
20	P5NIA		R2ZDA		S5RPA			
21	P5NSA		R2ZDB		S5RQA			
22	P6OCA		R2ZDC		S5RRA			
23	P6ODA		R2ZCH		S5RSA			
24	P5HBB		R2ZCI		S5RTA			
25	P5SOB		R2ZDS		S5RUA			
26	P5SHB		R2ZDT		S9AEA			
27	R1GBA	600	R2ZCL		S9AFA			
28	R1GHB		R2ZDR		T1CAA	18,000		
29	R1GIA	500	R2ZDN		T1EDC			
30	R1IBB		R2ZDU		T1EDV			
31	R1LCA		R2ZAQ		T1EGK	30,000		
32	R1LFA		R2ZEF		T1EHA			
33	R1LGA		R2ZAS		T1EPC			
34	R1LLB		R2ZEG		T1EPM			
35	R1LNA		R2ZBW		T1EDP			
36	R1LPA		R2ZEB		T1ICN			
37	R1RAA		R2ZDP		T1ICQ			
38	R1RCA		R2ZEO		T1ICR			
39	R1REA				T1IDF			
40	R3BEA		R4AAA		T2AAD	3,600		

Initiated by: Munitions Officer 7th Inf.

Approving
Office no.Receiving
Office no.

Rec. by: Division Ammunition Offcr.

Approved by: S-4 7th Inf.

Rpt. #2

Date and Time: 6 August 0927

GROUPS AMMUNITION TRANSACTION
U. S. A. G. O. FORM NO. 581

Figure 13. Ground Ammunition Transaction—
Report of Ammunition in Hands of Troops
(W.D., A.G.O. Form No. 581).

AMMUNITION SITUATION REPORT

(Ammunition in Bands of Troops)

Unit 7th Infantry Location Hill 961 (79.3-679.5)
 From 5 August 0600 To 6 August 0600
 (Date and Hour) (Date and Hour)

Comp. Rde. Code	Bal. Last Report	Received	Expended	Bal. on Hand	Comp. Rde. Code	Bal. Last Report	Received	Expended	Bal. on Hand
R1G8A	400	1000	800	600					
R1G1A	600	-0-	200	400					
R4CAA	600	600	300	900					
R4FCA	300	1200	900	600					
S4CCA	400	200	400	200					
T1CAA	15000	15000	12000	18000					
T1EOK	27000	18000	15000	30000					
T1ICH	6000	12000	8000	10000					
T2AAD	1800	3600	1800	3600					

See W.D., A.G.O. Form No. 581
 for code designation

Munitions Officer 7th Inf.
 (Signature)

AMMUNITION SITUATION REPORT
 W. D., A.G.O., FORM NO. 580

*Figure 14. Ammunition Situation Report
 (W.D., A.G.O. Form No. 580).*

c. The designation of the division and the description of the record is entered in the upper margin, after the words "UNIT KEEPING RECORD".

d. The words "Total Credit" are entered in the heading of the first blank column to the right of the column headed "UNIT-VOUCHER". The designations of ASP's storing ammunition allocated to the division are entered in the headings of the remaining blank columns to the right.

e. Corps allocations to division are posted as follows:

(1) A brief description (number, time received, source, etc.) of the allocation is written in the "UNIT-VOUCHER" column.

(2) The quantity allocated is entered on the line opposite the word "AMT.", in the "Total Credit" column, and also in the column corresponding to the ASP where the ammunition is stored. The amount of the new allocation is added to the last previous balance in each of those columns, and the new balances are entered on the "BAL." line, just below the new "AMT." entries.

f. Cancellations of corps allocations to division are posted in the same manner as allocations except that the quantity canceled is subtracted from the previous balance.

g. Transportation orders of divisional or attached units are posted as follows:

(1) A brief description of the transportation order, including the serial number and the designation of the using unit, is placed in the "UNIT-VOUCHER" column.

(2) The quantity of ammunition to be withdrawn from the ASP is entered on the "AMT." line in the "Total Credit" column, and also in the column corresponding to the ASP from which the ammunition will be issued. This quantity is subtracted from the last previous balance in each of the appropriate columns, and the new balances are entered on the "BAL." line, just below the new "AMT." entries.

h. At the close of each reporting period, the word "Report" and the date and hour of the close of the reporting period are entered in the "UNIT-VOUCHER" column. The

last previous balance in each column is brought down and entered on the "BAL." line. A wavy line may be drawn through the "AMT." line above the balances brought down.

i. An example of a division credit record with sample entries is shown in figure 15.

104. DIVISION CREDIT REPORT. a. Purpose. The division credit report informs corps of the unused balances of ammunition allocated to division. It shows the total quantity of each type of ammunition available to division and the quantity available at each ASP supplying the division, as of a stated time.

b. Preparation. The report is made on W.D., A.G.O. Form No. 582, prepared as follows:

(1) The date and hour of the close of the reporting period are entered after the word "CODE", in the upper margin.

(2) The designation of the division and the description of the report are entered after the words "UNIT KEEPING RECORD", in the upper margin.

(3) The words "Total Credit" are entered in the heading of the first blank column to the right of the column headed "UNIT-VOUCHER". The designations of ASP's storing ammunition allocated to the division are entered in the headings of the remaining blank columns to the right. The column headings are the same as those of the division credit record.

(4) The code symbols of all items of ammunition are listed in the "UNIT-VOUCHER" column, in alphabetical order.

(5) Each balance listed on the "Report" line of each division credit record card is entered in the corresponding column of the division credit report, on the same line as the code symbol for that item of ammunition.

(6) An example of a division credit report with sample entries is shown in figure 16.

UNIT - VOUCHER	Total Credit		ASP #2	ASP #3
	AMT.	BAL.		
C.A.#1 ASP #2	10 000		10 000	
Rec. 5 Aug. 1900		10 000	10 000	
C.A.#2 ASP #3	7 000		7 000	
Rec. 5 Aug 1900		17 000	7 000	
T.O.#1. 7th Inf.	1 000		1 000	
ASP #3	16 000		6 000	
T.O.#2 9th Inf.	1 000		1 000	
ASP #2	15 000		9 000	
Report.				
6 Aug 0600	15 000		9 000	6 000
T.O.#2. 7th Inf.	2 000		2 000	
ASP #3	13 000		4 000	
T.O.#4 9th Inf.	3 000		3 000	
ASP #2	10 000		6 000	
-----	AMT.			
-----	BAL.			
-----	AMT.			
-----	BAL.			
-----	AMT.			
-----	BAL.			
-----	AMT.			
-----	BAL.			
-----	AMT.			
-----	BAL.			
-----	AMT.			
-----	BAL.			

NOTE: The balances brought down and reentered on the "Report" line are starting balances for the next reporting period. Subsequent transactions are posted in the usual manner.

Figure 15. Division Credit Record.

UNIT no. VOUCHER	Total Credit		ASP #2	ASP #3
	AMT.	BAL.		
PIZAM	AMT. 12 000	BAL. 4 000	8 000	
PFEAB	AMT. 11 000	BAL. 6 000	5 000	
RIGBA	AMT. 15 000	BAL. 9 000	6 000	
RZGCH	AMT. 24 000	BAL. 15 000	9 000	
TZAAD	AMT. 100 000	BAL. 60 000	40 000	
	AMT.	BAL.		
	AMT.	BAL.		
	AMT.	BAL.		
	AMT.	BAL.		
	AMT.	BAL.		
	AMT.	BAL.		
	AMT.	BAL.		
	AMT.	BAL.		
	AMT.	BAL.		
	AMT.	BAL.		
	AMT.	BAL.		

NOTE: Quantities shown for RIGBA are taken from Division Credit Record for RIGBA, Fig. 15.
Quantities for other items are from similar records not illustrated in this manual.

Figure 16. Division Credit Report.

c. Distribution. Normally, only one copy of the division credit report is prepared. It is forwarded to the corps ordnance officer. Additional copies may be prepared and forwarded, if required. No copy need be retained by the division, since an entry is made in each division credit record, for each item of ammunition, showing the quantities reported and the date and hour of the report. (See line 5, fig. 15.)

105. CORPS CREDIT RECORD. The purpose of the corps credit record is to show a continuous running balance of each type of ammunition allocated to the corps, giving the amount available for issue to corps troops and attached units or for reallocation to divisions. This record is maintained for each item of ammunition and filed in alphabetical order, by code symbol. Each card is prepared as follows:

(1) The code symbol for the particular item of ammunition is placed after the word "CODE", in the top margin.

(2) An abbreviated nomenclature of the ammunition may be placed after the code symbol, in the top margin.

(3) The designation of the corps and the designation of the record are entered after the words "UNIT KEEPING RECORD", in the top margin.

(4) The words "Total Credit" are entered in the heading of the first blank column to the right of the column headed "UNIT-VOUCHER". The designations of the ASP's storing ammunition allocated to the corps are entered in the headings of the remaining blank columns to the right.

(5) Army allocations to corps are posted as follows:

(a) A brief description (number, time received, source, etc.) of the allocation is written in the "UNIT-VOUCHER" column.

(b) The quantity allocated is entered on the line opposite the word "AMT." in the "Total Credit" column and also in the column corresponding to the ASP in which the ammunition is stored. The amount of the new allocation is added to the last previous balance in each of those col-

umns and the new balances are entered on the "BAL." line just below the new "AMT." entries.

(6) Corps allocations to divisions are posted in the same manner as army allocations to corps, except that the quantities allocated to division are subtracted from the previous balances. The designation of the division should be included in the description of the allocation placed in the "UNIT-VOUCHER" column.

(7) Cancellations of army allocations to corps are posted in the same manner as the allocations, except that the quantity canceled is subtracted from the previous balances.

(8) Cancellations of corps allocations to division are posted in the same manner as the allocations except that the quantity canceled is added to the previous balances.

(9) Transportation orders of corps troops or attached units are posted as follows:

(a) A brief description of the transportation order, including the serial number and the designation of the using unit, is placed in the "UNIT-VOUCHER" column.

(b) The quantity of ammunition to be withdrawn from the ASP is entered on the "AMT." line in the "Total Credit" column and also in the column corresponding to the ASP from which the ammunition will be issued. This quantity is subtracted from the last previous balance in each of the those columns and the new balances are entered on the "BAL." line just below the new "AMT." entries.

(10) At the close of each reporting period, the word "Report" and the date and hour of the close of the reporting period are entered in the "UNIT-VOUCHER" column. The last previous balance in each column is brought down and entered on the "BAL." line. A wavy line may be drawn through the "AMT." line above the balances brought down.

(11) An example of a corps credit record with sample entries is shown in figure 17.

UNIT -- VOUCHER	Total Credit		ASP #2	ASP #5	ASP #4	
A.A.#1 ASP #2	AMT.	15 000	15 000			
Rec'd. 5 Aug 0650	BAL.	15 000	15 000			
A.A.#2 ASP #2	AMT.	10 000		10 000		
Rec'd. 5 Aug 0650	BAL.	25 000		10 000		
C.A.#1 To 3d Div.	AMT.	10 000	10 000			
ASP #2 5 Aug 0900	BAL.	15 000	5 000			
C.A.#2 To 3d Div.	AMT.	7 000		7 000		
ASP #3 5 Aug 0900	BAL.	8 000		3 000		
A.A.#3 ASP #4	AMT.	10 000			10 000	
Rec. 5 Aug 0900	BAL.	18 000			10 000	
C.A.#3 To 4th Div.	AMT.	7 000			7 000	
ASP #4 5 Aug 1000	BAL.	11 000			3 000	
T.O.#1 823d T.P. Bn.	AMT.	2 000		2 000		
ASP #5	BAL.	9 000		1 000		
Report	AMT.	9 000	5 000	1 000	3 000	
6 Aug 0600	BAL.					
	AMT.					
	BAL.					
	AMT.					
	BAL.					
	AMT.					
	BAL.					
	AMT.					
	BAL.					
	AMT.					
	BAL.					

NOTE: The balances brought down and reentered on the "Report" line are starting balances for the next reporting period. Subsequent transactions are posted in the usual manner.

Figure 17. Corps Credit Record.

106. CORPS SUMMARY OF AMMUNITION STATUS. The corps summary of ammunition status may be maintained for the purpose of making allocations to subordinate units and as a convenient record for consolidating balances reported to army in the corps credit report. The corps summary of ammunition status is maintained on W.D., A.G.O. Form No. 582. A separate card is made out for each item of ammunition and filed in alphabetical order, by code symbol. Each card is prepared as follows:

a. The code symbol for the particular item of ammunition is placed after the word "CODE", in the top margin.

b. An abbreviated nomenclature of the ammunition may be placed after the code symbol, in the top margin.

c. The designation of the corps and the name of the record are entered after the words "UNIT KEEPING RECORD", in the top margin.

d. The words "Total Credit" are entered in the heading of the first blank column to the right of the column headed "UNIT-VOUCHER". The designations of the ASP's storing the ammunition allocated to corps are entered in the headings of the remaining blank columns to the right. The column headings are the same as those of the corps credit report.

e. The words "Corps Unallocated" and the date and hour of the close of the reporting period are entered on the first line in the "UNIT-VOUCHER" column.

f. Each balance listed on the "Report" line of each corps credit record card is entered in the corresponding column of the corps summary of ammunition status card, on the "Corps Unallocated" line. The running balance of the corps credit record is the "Corps Unallocated".

g. The report received from each division is posted by entering the designation of the division, with the word "Report" and the date and hour of the report, in the "UNIT-VOUCHER" column, and by entering in the appropriate columns the quantities of each item reported by division.

SUMMARY OF AMMUNITION STATUS
UNIT KEEPING RECORD 7 CORPS

code RICBA

UNIT - VOUCHER	Total Credit		ASP #1	ASP #2	ASP #3	ASP #4
Corps Unallocated	AMT.	9 000		5 000	1 000	3 000
6 Aug 0600	BAL.					
4th Division	AMT.				6 000	
6 Aug 0600	BAL.	15 000		9 000		
4th Division	AMT.					4 000
6 Aug 0600	BAL.	4 000				
Corps Report	AMT.				7 000	7 000
6 Aug 0600	BAL.	28 000		14 000		
-----	AMT.					
-----	BAL.					
-----	AMT.					
-----	BAL.					
-----	AMT.					
-----	BAL.					
-----	AMT.					
-----	BAL.					
-----	AMT.					
-----	BAL.					
-----	AMT.					
-----	BAL.					
-----	AMT.					
-----	BAL.					
-----	AMT.					
-----	BAL.					
-----	AMT.					
-----	BAL.					
-----	AMT.					
-----	BAL.					
-----	AMT.					
-----	BAL.					

NOTE: The same card is used for similar entries at the close of each reporting period until it is filled up.

Figure 18. Corps Summary of Ammunition Status.

h. When all division reports for the period have been posted, the words "Corps Report", with the date and hour of the close of the reporting period, are placed on the next line in the "UNIT-VOUCHER" column. A wavy line may be drawn through the space to the right of the "AMT." designation. The columns are then totaled, and the total for each column is entered on the line designated "CORPS REPORT", opposite the designation "BAL."

i. At the end of the next succeeding reporting period, one entire line is skipped and similar postings are made for the new reporting period.

j. An example of a corps summary of ammunition status card with sample entries is shown in figure 18.

107. CORPS CREDIT REPORT. a. Purpose. The corps credit report informs army of the unused balances of ammunition allocated to the corps and its divisions. It shows the total quantity of each type of ammunition available to the corps and its divisions, and the quantity available at each ASP and army depot.

b. Preparation. The report is made on W.D., A.G.O. Form No. 582, prepared as follows:

(1) The date and hour of the close of the reporting period for which the report is made are entered after the word "CODE", in the top margin.

(2) The designation of the corps and the designation of the report are entered after the words "UNIT KEEPING RECORD", in the top margin.

(3) The words "Total Credit" are entered in the heading of the first blank column to the right of the column headed "UNIT-VOUCHER". The designations of the ASP's and army depots storing the ammunition allocated to the corps are entered in the headings of the remaining columns to the right. The column headings are the same as those of the corps summary of ammunition status cards and the corps credit record cards.

(4) The code symbols of all items of ammunition are listed in the "UNIT-VOUCHER" column in alphabetical order.

(5) The total quantities listed on the "Corps Report" line of the corps summary of ammunition status cards are entered in the corps credit report in the corresponding columns and on the same line as the code symbol for that item of ammunition. If no summary of ammunition status is maintained, the appropriate figures are obtained from work sheets used for consolidating the corps unallocated and the quantities reported by the divisions.

(6) An example of a corps credit report with sample entries is shown in figure 19.

c. Distribution. If the corps summary of ammunition status record is maintained, only one copy of the corps credit report is normally prepared. It is sent to the army ordnance officer. Additional copies may be prepared and forwarded, if required. No copy need be retained by the corps, since an entry is made in the corps summary of ammunition status, for each item of ammunition, showing the quantities reported and the date and hour of the report. (See line 4, fig. 18.)

108. STATUS OF STOCKS RECORD (ASP OR DEPOT). A status of stocks record is maintained at each ASP and depot. It shows, for each item of ammunition, continuous running balances of the total stock on hand; "Army Reserve" or "Army Unallocated"; and the quantity available to corps and all of its subordinate units. The record is maintained on W.D., A.G.O. Form No. 582. Separate cards are maintained for each item of ammunition and filed in alphabetical order by code symbol. Each card is prepared as follows:

a. The code symbol for the particular item of ammunition is placed after the word "CODES", in the top margin.

b. An abbreviated nomenclature of the item may be placed after the code symbol in the top margin.

CODE REPORT 6 AUGUST 0600

DWT KEEPING RECORDS Y CORPS CREDIT REPORT

UNIF ~ VOUCHER	Total Credit		ASP #2	ASP #3	ASP #4
---	AMT.				
PIZAM	BAL.	28 000	8 000	16 000	4 000
---	AMT.				
P5BAB	BAL.	27 000	12 000	10 000	5 000
---	AMT.				
RIGBA	BAL.	28 000	14 000	7 000	7 000
---	AMT.				
R2ZCH	BAL.	63 000	30 000	18 000	15 000
---	AMT.				
T2AAD	BAL.	250 000	120 000	80 000	50 000
---	AMT.				
---	BAL.				
---	AMT.				
---	BAL.				
---	AMT.				
---	BAL.				
---	AMT.				
---	BAL.				
---	AMT.				
---	BAL.				
---	AMT.				
---	BAL.				
---	AMT.				
---	BAL.				
---	AMT.				
---	BAL.				
---	AMT.				
---	BAL.				

NOTE: Quantities shown for RIGBA are taken from Corps Summary of Ammunition Status for RIGBA, fig. 18. Quantities for other items are from similar records not illustrated in this manual.

Figure 19. Corps Credit Report.

c. The designation of the ASP or depot and the name of the record are entered after the words "UNIT KEEPING RECORD", in the top margin.

d. The words "Total on Hand" are placed in the heading of the first blank column to the right of the column headed "UNIT-VOUCHER."

e. The words "Army Unallocated" are placed in the heading of the second blank column to the right.

f. The designation of the corps supplied by the ASP or depot is placed in the third blank column heading.

g. Receipts of ammunition are posted as follows:

(1) The voucher number assigned by the ASP or depot, the shipping ticket number assigned by the shipper, and the designation of the shipper are entered in the "UNIT-VOUCHER" column.

(2) The quantity received is entered on the line opposite the word "AMT." in the "Total on Hand" column, and also in the "Army Unallocated" column. The amount received is added to the last previous balance in each of those columns, and the new balances are entered on the "BAL." line just below the new "AMT." entries.

h. Army allocations to corps are posted as follows:

(1) A brief description of the allocation is written in the "UNIT-VOUCHER" column.

(2) The quantity allocated is entered on the line opposite the word "AMT." in the "Army Unallocated" column and subtracted from the previous balance. The new balance is entered on the "BAL." line just below the new "AMT." entry. The quantity allocated is also entered on the same "AMT." line in the column for "Corps" and is added to the previous balance. The new balance is entered on the "BAL." line just below the new "AMT." entry.

i. Cancellations of army allocations to corps are posted in the same manner as allocations, except that the quantity canceled is added to the previous balance in the "Army Unallocated" column and subtracted from the previous balance in the "Corps" column.

j. Transportation orders of corps or division troops are posted as follows:

(1) A brief description of the transportation order, including the serial number of the order and the designation of the using unit, is written in the "UNIT-VOUCHER" column.

(2) The quantity of ammunition issued is entered on the "AMT." line in the "Total on Hand" column and also in the "Corps" column. The quantity issued is subtracted from the last previous balance in each of those columns and the new balances are entered on the "BAL." line just below the new "AMT." entries.

k. Transportation orders of army troops are posted in the same manner as those of corps or division troops, except that the entries are made in the "Total on Hand" column and in the "Army Unallocated" column.

l. At the close of each reporting period, the word "Report" and the date and hour of the close of the reporting period are entered in the "UNIT-VOUCHER" column. The last previous balance in each column is brought down and entered on the "BAL." line. A wavy line may be drawn through the "AMT." line above the balances brought down.

m. An example of a status of stocks record with sample entries is shown in figure 20.

109. STATUS OF STOCKS REPORT (ASP OR DEPOT).

a. Purpose. The status of stocks report of an ASP or depot informs army of the total quantity of each type of ammunition on hand at the ASP or depot, broken down to show the quantity unallocated by army and the balance available for issue to corps or divisional troops from existing army allocations to corps.

b. Preparation. The status of stocks report is made on W.D., A.G.O. Form 582, prepared as follows:

(1) The date and hour at the close of the reporting period are entered after the word "CODE," in the top margin.

STATUS OF STOCKS RECORD

UNIT KEEPING RECORD ASP #3 opened 5 Aug 0600

CODE RICBA

UNIT - VOUCHER	Total		Army		V Corps
	On Hand	Unallocated	Unallocated		
D.Y.#1 Depot A S/T #2	AMT. 15 000		15 000		
1 Aug 0700	BAL. 15 000		15 000		
A.V.#2 A.A.#2	AMT. 10 000		10 000		
V Corps	BAL. 5 000		5 000		
Report 5 Aug 0600	AMT. 15 000		15 000		
	BAL. 1 000		1 000		
C.V.#3 3d Div T.O.#1	AMT. 14 000		14 000		
7th Inf.	BAL. 1 000		1 000		
C.V.#4 Army T.O.#1	AMT. 13 000		13 000		
819th T.D. Bn.	BAL. 2 000		2 000		
C.V.#5 V Corps T.O.#1	AMT. 11 000		11 000		
824 T.D. Bn.	BAL. 7 000		7 000		
Report 6 Aug 0600	AMT. 11 000		11 000		
	BAL. 2 000		2 000		
C.V.#6 3d Div T.O.#3	AMT. 9 000		9 000		
7th Inf.	BAL. 1 000		1 000		
C.V.#7 Army T.O.#2	AMT. 8 000		8 000		
819th T.D. Bn.	BAL. 3 000		3 000		
Report	AMT.				
	BAL.				

NOTE: The balances brought down and re-entered on the "Report" line are starting balances for the next reporting period. Subsequent transactions are posted in the usual manner.

NOTE: C.V. indicates Credit Voucher, i.e. outgoing shipment or issue.
 D.V. indicates Debit Voucher, i.e. incoming shipment or receipt.
 A.V. indicates Allocation, does not affect physical stock (Total on Hand).

NOTE: All vouchers (CV, DV and AV) are numbered consecutively in a single series, beginning with the first transaction of the ASP and continuing as long as the site is occupied or until a new series is designated.

Figure 20. ASP Status of Stocks Record.

(2) The designation of the ASP or depot and the designation of the report are placed after the words "UNIT KEEPING RECORD", in the top margin.

(3) The words "Total on Hand" are placed in the heading of the first blank column to the right of the column headed "UNIT-VOUCHER".

(4) The words "Army Unallocated" are placed in the second blank column heading.

(5) The designation of the corps supplied by the ASP or depot is placed in the third blank column heading.

(6) The code symbols of all items of ammunition are listed in the "UNIT-VOUCHER" column.

(7) Each balance listed on the "Report" line of each status of stocks record card is entered in the corresponding column of the status of stocks report and on the same line as the code symbol for that item of ammunition.

(8) An example of a status of stocks report with sample entries is shown in figure 21.

c. Distribution. Only one copy of the status of stocks report is normally prepared. It is sent to the army ordnance officer. Additional copies may be prepared and forwarded, if required. No copy need be retained by the ASP since an entry is made in the status of stocks record for each item of ammunition, showing the quantities reported and the date and hour of the report. (See line 3, fig. 20.)

110. LOCATOR RECORD. The purpose of a locator record is to show for each item of ammunition continuous running balances of the total stock on hand and the quantity in each section of the ASP or depot. The quantity of each lot number is shown. The record is maintained in each ASP and depot on W.D., A.G.O. Form 582. A separate card is used for each item of ammunition and filed in alphabetical order by code symbol. Each card is prepared as follows:

a. The code symbol for the particular item of ammunition is placed after the word "CODE", in the top margin.

STATUS OF STOCKS REPORT

UNIT KEEPING RECORD ASP #3

Case Report 6 August 0600

UNIT -- VOUCHER	Total on Hand		ARMY		V Corps		
	AMT.	BAL.	Unallocated				
P2ZAM	AMT.	24 000	8 000	16 000			
P2ZAB	AMT.	16 000	6 000	10 000			
R1GBA	AMT.	11 000	4 000	7 000			
R2ZCH	AMT.	48 000	30 000	18 000			
T2AAD	AMT.	115 000	35 000	80 000			
	BAL.						
	AMT.						
	BAL.						
	AMT.						
	BAL.						
	AMT.						
	BAL.						
	AMT.						
	BAL.						
	AMT.						
	BAL.						
	AMT.						
	BAL.						
	AMT.						
	BAL.						

NOTE: Quantities shown for R1GBA are taken from ASP #3 Status of Stocks Record for R1GBA fig. 20.
Quantities for other items are from similar records not illustrated in this manual.

Figure 21. ASP Status of Stocks Report.

b. An abbreviated nomenclature of the item may be placed after the code symbol, in the top margin.

c. The designation of the ASP or depot and the designation of the record are entered after the words "UNIT KEEPING RECORD", in the top margin.

d. The words "Total on Hand" are placed in the heading of the first blank column to the right of the column headed "UNIT-VOUCHER". The "Road" and "Stack" designations and lot number are entered in the headings of the blank columns to the right. For example, in figure 22, the notation, "B-21" in the heading of a column indicates this is stack No. 21 on road B. Immediately below this notation is entered the lot number of the ammunition stored therein.

e. Receipts of ammunition are posted as follows:

(1) The voucher number assigned by the ASP or depot, the shipping ticket number assigned by the shipper, and the designation of the shipper are entered in the "UNIT-VOUCHER" column.

(2) The quantity received is entered on the line opposite the word "AMT." in the "Total on Hand" column. The quantity placed in each "Road-Stack Lot No." heading is entered on the "AMT." line in the proper column. The amount received is added to the last previous balance in each of those columns and the new balances are entered on the "BAL." line just below the new "AMT." entries.

f. The transportation orders are posted as follows:

(1) A brief description of the transportation order, including the serial number of the order and the designation of the using unit, is written in the "UNIT-VOUCHER" column.

(2) The quantity of ammunition issued is entered on the "AMT." line in the "Total on Hand" column and also in the column for the "Road-Stack Lot No." from which it is withdrawn. The quantity issued is subtracted from the last previous balance in each of those columns and the new

LOCATOR RECORD

UNIT KEEPING RECORD ASP #3 opened 5 AUG 0600

code RIGBA

UNIT -- VOUCHER	Stack Lot No.	Total On Hand	A-5		A-10		B-33	
			PA 77-24	PA 77-24	PA 77-24	PA 77-24	PA 75-42	PA 75-42
D.Y.#1 Depot. A.S./T#2	AMT.	15 000	4 000	3 000	3 000	5 000		
4 Aug 0700	BAL.	15 000	4 000	3 000	3 000	5 000		
C.Y.#3 3d Div. T.O.#1	AMT.	1 000	500	500				
7th Inf. - 3d Div.	BAL.	14 000	3 500	2 500				
C.Y.#4 Army T.O.#1	AMT.	1 000	500	500				
819th T.D. Bn.	BAL.	13 000	3 000	2 000				
C.Y.#5 Y. Corps T.O.#1	AMT.	2 000			1 000	1 000		
825d T.D. Bn.	BAL.	11 000			2 000	4 000		
C.Y.#6 3d Div. T.O.#3	AMT.	2 000	1 000	1 000				
7th Inf.	BAL.	9 000	2 000	1 000				
C.Y.#7 Army T.O.#2	AMT.	1 000		1 000				
819th T.D. Bn.	BAL.	8 000		- 0 -				
-----	AMT.							
-----	BAL.							
-----	AMT.							
-----	BAL.							
-----	AMT.							
-----	BAL.							
-----	AMT.							
-----	BAL.							
-----	AMT.							
-----	BAL.							
-----	AMT.							
-----	BAL.							

balances are entered on the "BAL." line just below the new "AMT." entries.

g. An example of an ASP locator record card, with sample entries, is shown in figure 22.

111. ARMY STATUS OF STOCKS RECORD. A status of stocks record is maintained by army for each ASP or depot, composed of a card for each item of ammunition. Each card shows the total stock on hand, the amount of "Army Reserve" or "Army Unallocated", and the quantity available to corps and its units. The record is maintained on W.D., A.G.O. Form No. 582, filed in alphabetical order by code symbol. Each card is prepared as follows:

a. The code symbol for the particular item of ammunition is placed after the word "CODE", in the top margin.

b. An abbreviated nomenclature of the item may be placed after the code symbol in the top margin.

c. The designation of the army, the designation of the record, and the ASP or depot for which the record is being kept are entered after the words "UNIT KEEPING RECORD", in the top margin.

d. The words "Total On Hand" are placed in the first blank column heading.

e. The words "Army Unallocated" are placed in the second blank column heading.

f. The designations of the corps supplied by the ASP or depot are placed in the next blank column headings.

g. The receipts of ammunition are posted as follows:

(1) The shipping ticket number assigned by the shipper and the designation of the shipper are entered in the "UNIT-VOUCHER" column.

(2) The quantity received is entered on the line opposite the word "AMT." in the "Total on Hand" column and also in the "Army Unallocated" column. The amount received is added to the last previous balance in each of those columns and the new balances are entered on the "BAL." line just below the new "AMT." entries.

h. Army allocations to corps are posted as follows:

(1) A brief description of the allocation is written in the "UNIT-VOUCHER" column.

(2) The quantity allocated is entered on the line opposite the word "AMT." in the "Army Unallocated" column and subtracted from the previous balance. The new balance is entered in the "BAL." line just below the new "AMT." entry.

(3) The quantity allocated is also entered on the same "AMT." line in the "Corps" column and added to the previous balance. The new balance is entered in the "BAL." line just below the new "AMT." entry.

i. Balances are adjusted as follows:

(1) The amounts reported on the status of stocks report by the particular ASP or army depot are entered on the "BAL." line in the corresponding columns on the army status of stocks record.

(2) The balances reported by the ASP or depot replace prior balances and all transactions during the next reporting period are posted, as directed above, from the *new* balances reported.

j. An example of an army status of stocks record with sample entries is shown in figure 23.

112. ARMY MASTER STATUS OF STOCKS RECORD. If there are a number of army ammunition installations, it may be advisable to maintain an army master status of stocks record for each type of ammunition. This record shows the total quantity of ammunition in all army installations and the quantity in each installation. The record is maintained on W.D., A.G.O. Form No. 582. A separate card is used for each item of ammunition and filed in alphabetical order, by code symbol. Each card is prepared as follows:

a. The code symbol for the particular item of ammunition is placed after the word "CODE", in the top margin.

STATUS OF STOCKS
RECORD FOR ASP #5

UNIT KEEPING RECORD FIRST ARMY

UNIT KEEPING RECORD FIRST ARMY

UNIT KEEPING RECORD FIRST ARMY

UNIT KEEPING RECORD FIRST ARMY

UNIT KEEPING RECORD FIRST ARMY

UNIT KEEPING RECORD FIRST ARMY

UNIT KEEPING RECORD FIRST ARMY

UNIT KEEPING RECORD FIRST ARMY

UNIT KEEPING RECORD FIRST ARMY

UNIT KEEPING RECORD FIRST ARMY

CODE	UNIT - VOUCHER	Total		Army		V Corps
		On Hand	Unallocated	Unallocated		
	Dopct A.S/T.#2	AMT.	15 000		15 000	
	4 Aug 0700	BAL.	15 000		15 000	
	A.A.#2 to Y Corps	AMT.		10 000	10 000	
	4 Aug 2300	BAL.		5 000	10 000	
	Report	BAL.				
	5 Aug 0600	AMT.	15 000	5 000	10 000	
	T.O.#1	AMT.	1 000	1 000		
	819th T.D. Bn.	BAL.	14 000	4 000		
	Report	BAL.				
	6 Aug 0600	AMT.	11 000	4 000	7 000	
	T.O.#2	AMT.	1 000	1 000		
	819th T.D. Bn.	BAL.	10 000	3 000		
		AMT.				
		BAL.				
		AMT.				
		BAL.				
		AMT.				
		BAL.				
		AMT.				
		BAL.				
		AMT.				
		BAL.				

NOTE: The balances entered in the "Report" line are taken from the status of stocks reports of the ASP in order to correct for issues made by the ASP during the reporting period. These balances are the starting balances for the next reporting period and subsequent entries are made in the usual manner.

Figure 23. Army Status of Stocks Record.

b. An abbreviated nomenclature of the item may be placed after the code symbol, in the top margin.

c. The designation of the army and the designation of the record are entered after the words "UNIT KEEPING RECORD", in the top margin.

d. The words "Army Total" are placed in the first blank column heading and the ASP and depot designations are entered in the remaining blank columns to the right.

e. The date and hour of the close of the reporting period are entered in the "UNIT-VOUCHER" column.

f. The "Total on Hand" quantity reported by each ASP and depot is entered on the "BAL." line in the column designated for that ASP or depot. The "Total on Hand" quantities reported by all ASP's and depots are added and the grand total is entered in the "Army Total" column.

g. An example of an army master status of stocks record with sample entries is shown in figure 24.

113. ARMY RECORD OF CREDITS. The army record of credits maintained by army shows, for each item of ammunition, the total quantity allocated to army in the communications zone, the quantities in each communications zone depot, and the quantities in transit to army. The record is maintained on W.D., A.G.O. Form No. 582. A separate card is maintained for each item of ammunition and filed in alphabetical order, by code symbol. Each card is prepared as follows:

a. The code symbol for the particular item of ammunition is placed after the word "CODE", in the top margin.

b. An abbreviated nomenclature may be placed after the code symbol, in the top margin.

c. The designation of the army and the designation of the record are entered after the words "UNIT KEEPING RECORD", in the top margin.

d. The words "Total Communications Zone Credit" are entered in the first blank column heading and the designations of communications zone depots storing the ammuni-

UNIT KEEPING RECORD ARMY
MASTER STATUS OF STOCKS
RECORD

CODE R1CBA

UNIT - VOUCHER	Army Total		Depot #1	ASP #2	ASP #3	ASP #4
	AMT.	BAL.				
Report		42 000	9 000	13 000	11 000	9 000
6 Aug 0600						
	AMT.					
	BAL.					
	AMT.					
	BAL.					
	AMT.					
	BAL.					
	AMT.					
	BAL.					
	AMT.					
	BAL.					
	AMT.					
	BAL.					
	AMT.					
	BAL.					
	AMT.					
	BAL.					
	AMT.					
	BAL.					
	AMT.					
	BAL.					

NOTE: Similar entries are made at the close of each reporting period until the card is filled up.

Figure 24. Army Master Status of Stocks Record.

tion allocated to army are entered in the remaining blank headings to the right. The words "In Transit" are entered in the last column heading to the right.

e. Theater of operations allocations to army are posted as follows:

(1) A brief description of the allocation is written in the "UNIT-VOUCHER" column.

(2) The quantity allocated is entered on the line opposite the word "AMT." in the "Total Communications Zone Credit" column and also in the column corresponding to the depot where the ammunition is stored. The amount of the new allocation is added to the last previous balance in each of those columns and the new balances are entered on the "BAL." line just below the new "AMT." entries.

f. Shipping requests are posted as follows:

(1) A brief description of the request is entered in the "UNIT-VOUCHER" column.

(2) The quantity requested is entered on the line opposite the word "AMT." in the "Total Communications Zone Credit" column, in the column designated by the depot where the ammunition is stored, and also in the column headed "In Transit." The amount of the request is subtracted from the previous balances in the "Total Communications Zone Credit" column and in the column for the depot storing the ammunition. The amount of the request is added to the previous balance in the "In Transit" column. The new balances are entered on the "BAL." line just below the new "AMT." entries.

g. Each shipment received by an army installation is posted as follows:

(1) A brief description of the shipment, including the shipper, the shipping ticket number, the ASP or depot receiving the shipment, and the number of the shipping request initiating the shipment, is entered in the "UNIT-VOUCHER" column.

(2) The quantity of the shipment is entered on the line opposite the word "AMT." in the "In Transit" column.

The amount of the shipment is subtracted from the last previous balance in that column and the new balance is entered on the "BAL." line just below the new "AMT." entry.

h. An example of an army credit record with sample entries is shown in figure 25.

114. ARMY REPORT. a. Purpose. The army report informs the theater of operations of the army ammunition status. It shows the total quantity of each type of ammunition available to army, the total amount in army ammunition supply installations, the amount in transit to army, and the amount in the communications zone depots allocated to army.

b. Preparation. The report is made on W.D., A.G.O. Form No. 582, prepared as follows:

(1) The date and hour of the close of the reporting period for which the report is made are entered after the word "CODE", in the top margin.

(2) The designation of the army and the name of the report are entered after the words "UNIT KEEPING RECORD", in the top margin.

(3) The words "Grand Total" are entered in the heading of the first blank column to the right of the column headed "UNIT-VOUCHER"; the words "Total in Army Installations" are entered in the second blank column heading; the words "In Transit" are entered in the third blank column heading; the words "Total in Communications Zone Depots" are entered in the fourth blank column heading; and the blank column headings to the right may be used for the designations of communications zone depots storing the ammunition allocated to army.

(4) The code symbols of all items of ammunition are listed in the "UNIT-VOUCHER" column, in alphabetical order.

(5) The total quantities, as consolidated from all reports and records by army, are entered in the appropriate

columns on the same line with the code symbol for each item of ammunition.

(6) An example of an army report with sample entries is shown in figure 26.

c. Distribution. Only one copy of the army report is normally prepared. It is sent to the theater ordnance officer. Additional copies may be prepared and forwarded, if required. No copy need be retained by the army, since the report is made from entries or army records which show the status of ammunition as of the date and hour of the report.

115. LIST OF TRANSACTIONS SHOWN IN ILLUSTRATIONS OF RECORDS AND REPORTS.

a. The various ammunition records and reports have been illustrated in the preceding paragraphs of this chapter. A single series of related transactions have been used throughout the illustrations in order to emphasize the relationship between the various records and reports.

b. The following is a list in chronological sequence of those transactions:

(1) Theater Allocation #1 to First Army of 100,000 rounds of RIGBA located in Depot A. (No illustration of this allocation.)

(a) Posted by Depot A to:

1. Status of Stocks Record. (No illustration.)

(b) Posted by army ordnance officer to:

1. Army Record of Credits. (See line 1, fig. 25.)

(2) Theater Allocation #2 to First Army of 80,000 rounds of RIGBA located in Depot B. (No illustration of this allocation.)

(a) Posted by Depot B to:

1. Status of Stocks Record. (No illustration.)

(b) Posted by army ordnance officer to:

1. Army Record of Credits. (See line 2, fig. 25.)

RECORD OF CREDITS

UNIT KEEPING RECORD FIRST ARMY

CODE R10GBA

UNIT - VOUCHER	Total C-2.		Depot		Depot B	In Transit
	AMT.	Credit.	A			
Theater Allo. #1	AMT.	100 000	100 000			
Rec'd. 3 Aug 0800	BAL.	100 000	100 000			
Theater Allo. #2	AMT.	80 000		80 000		
Rec'd. 5 Aug 0800	BAL.	180 000		80 000		
S.B.#1 3 Aug 1000	AMT.	25 000	25 000			25 000
Depot #1	BAL.	155 000	75 000			25 000
S.B.#2 3 Aug 1000	AMT.	20 000		20 000		20 000
Leesville	BAL.	135 000		60 000		45 000
S.B.#3 3 Aug 1000	AMT.	15 000	15 000			15 000
Boyce	BAL.	120 000	60 000			60 000
S.B.#4 3 Aug 1500	AMT.	20 000		20 000		20 000
Jasper	BAL.	1 000 000		40 000		80 000
Report 4 Aug 0600	AMT.	100 000	60 000			80 000
Depot A S/T#1(S.R.#1)	BAL.			40 000		25 000
Depot #1 4 Aug 0700	AMT.					55 000
Depot A S/T#2 (S.R.#3)	BAL.					15 000
Boyce 4 Aug 0700	AMT.					40 000
Report 5 Aug 0600	BAL.	100 000	60 000			40 000
Depot R S/T#1(S.R.#2)	AMT.					20 000
Leesville 5 Aug 2100	BAL.					20 000
Report 6 Aug 0600	AMT.	100 000	60 000			20 000
S.B.#5 6 Aug 1400	BAL.	10 000	10 000			10 000
Boyce	BAL.	90 000	50 000			30 000
-----	AMT.					
-----	BAL.					

Figure 25. Army Record of Credits.

FORM REPORT 6 AUG 6500

UNIT KEEPING RECORD, FIRST ARMY REPORT

UNIT -- VOUCHER	Grand Total		Total in Army Installations	In Transit	Total in C.Z. Depots		Depot A	Depot B
	AMT.	BAL.						
P1ZAM	AMT.							
	BAL.	160 000	40 000	10 000		110 000	50 000	60 000
P2EAB	AMT.							
	BAL.	105 000	30 000	5 000		70 000	40 000	30 000
R1GBA	AMT.							
	BAL.	162 000	42 000	20 000		100 000	60 000	40 000
R2ZCH	AMT.							
	BAL.	270 000	80 000	20 000		170 000	100 000	70 000
T2AAD	AMT.							
	BAL.	800 000	300 000	50 000		450 000	250 000	200 000
	AMT.							
	BAL.							
	AMT.							
	BAL.							
	AMT.							
	BAL.							
	AMT.							
	BAL.							
	AMT.							
	BAL.							
	AMT.							
	BAL.							
	AMT.							
	BAL.							

NOTE: Quantities shown for R1GBA are taken from Army Credit Record for R1GBA, fig. 25, and Army Master Status of Stocks Record for R1GBA, fig. 24. Quantities for other items are from similar records not illustrated in this manual.

Figure 26. Army Report.

(3) First Army Shipping Request #1 for 25,000 rounds of R1GBA to be shipped from Depot A to Depot #1. (See fig. 10.)

(a) Posted by army ordnance officer to:

1. Army Record of Credits. (See line 3, fig. 25.)

(4) First Army Shipping Request #2 for 20,000 rounds of R1GBA to be shipped from Depot B to Leesville. (No illustration of this shipping request.)

(a) Posted by the army ordnance officer to:

1. Army Record of Credits (See line 4, fig. 25.)

(5) First Army Shipping Request #3 for 15,000 rounds of R1GBA to be shipped from Depot A to Boyce. (No illustration of this shipping request.)

(a) Posted by the army ordnance officer to:

1. Army Record of Credits. (See line 5, fig. 25.)

(6) First Army Shipping Request #4 for 20,000 rounds of R1GBA to be shipped from Depot B to Jasper. (No illustration of this shipping request.)

(a) Posted by the army ordnance officer to:

1. Army Record of Credits. (See line 6, fig. 25.)

(7) Shipping Order #1 directing Depot A to ship 25,000 rounds of R1GBA to Depot #1. (See fig. 11.)

(8) Shipping Order #2 directing Depot B to ship 20,000 rounds of R1GBA to Leesville. (No illustration of this shipping order.)

(9) Shipping Order #3 directing Depot A to ship 15,000 rounds of R1GBA to Boyce. (No illustration of this shipping order.)

(10) Depot A Shipping Ticket #1 to Depot #1 for 25,000 rounds of R1GBA. (See fig. 12.)

(a) Posted by Depot #1 to:

1. Locator Record. (No illustration.)

2. Status of Stocks Record. (No illustration.)

(b) Posted by army ordnance officer to:

1. Army Status of Stocks Record for Depot #1. (No illustration.)

2. Army Record of Credits. (See line 8, fig. 25.)
(11) Depot A Shipping Ticket #2 to Boyce for 15,000 rounds of R1GBA. (No illustration of this shipping ticket.)

(a) Posted by ASP #3 to:

1. Status of Stocks Record. (See line 1, fig. 20.)
2. Locator Record. (See line 1, fig. 22.)

(b) Posted by army ordnance officer to:

1. Status of Stocks Record for ASP #3. (See line 1, fig. 23.)

2. Army Record of Credits. (See line 9, fig. 25.)

(12) Depot B Shipping Ticket #1 to Leesville for 20,000 rounds of R1GBA. (No illustration of this shipping ticket.)

(a) Posted by ASP #2 to:

1. Locator Record. (No illustration.)
2. Status of Stocks Record. (No illustration.)

(b) Posted by army ordnance officer to:

1. Army Status of Stocks Record for ASP #2. (No illustration.)

2. Army Record of Credits. (See line 11, fig. 25.)

(13) First Army Shipping Request #5 for 10,000 rounds of R1GBA to be shipped from Depot A to Boyce. (No illustration of this shipping request.)

(a) Posted by the army ordnance officer to:

1. Army Record of Credits. (See line 13, fig. 25.)

(14) First Army Allocation #1 to V Corps of 15,000 rounds of R1GBA in ASP #2. (No illustration of this allocation.)

(a) Posted by army ordnance officer to:

1. Status of Stocks Record for ASP #2. (No illustration.)

(b) Posted by ASP #2 to:

1. Status of Stocks Record. (No illustration of this status of stocks record.)

(c) Posted by V Corps ordnance officer to:

1. Corps Credit Record. (See line 1, fig. 17.)

- (15) First Army Allocation #2 to V Corps of 10,000 rounds of R1GBA in ASP #3. (See fig. 8.)
- (a) Posted by the army ordnance officer to:
 - 1. Status of Stocks Record for ASP #3. (See line 2, fig. 23.)
 - (b) Posted by ASP #3 to:
 - 1. Status of Stocks Record. (See line 2, fig. 20.)
 - (c) Posted by V Corps ordnance officer to:
 - 1. Corps Credit Record. (See line 2, fig. 17.)
- (16) V Corps Allocation #1 to 3d Division of 10,000 rounds of R1GBA in ASP #2. (No illustration of this allocation.)
- (a) Posted by corps ordnance officer to:
 - 1. Corps Credit Record. (See line 3, fig. 17.)
 - (b) Posted by Division Ammunition Officer to:
 - 1. Division Credit Record. (See line 1, fig. 15.)
- (17) V Corps Allocation #2 to 3d Division of 7,000 rounds of R1GBA in ASP #3. (No illustration of this allocation.)
- (a) Posted by corps ordnance officer to:
 - 1. Corps Credit Record. (See line 4, fig. 17.)
 - (b) Posted by Division Ammunition Officer to:
 - 1. Division Credit Record. (See line 2, fig. 15.)
- (18) First Army Shipping Order #1 to ASP #4 for 15,000 rounds of R1GBA from Depot #1. (No illustration for this shipping order.)
- (19) Depot #1 Shipping Ticket to ASP #4 for 15,000 rounds of R1GBA. (No illustration of this shipping ticket.)
- (a) Posted by Depot #1 to:
 - 1. Locator Record. (No illustration.)
 - 2. Status of Stocks Record. (No illustration.)
 - (b) Posted by ASP #4 to:
 - 1. Locator Record. (No illustration.)
 - 2. Status of Stocks Record. (No illustration.)
 - (c) Posted by army ordnance officer to:
 - 1. Status of Stocks Record for Depot #1. (No illustration.)

2. Status of Stocks Record for ASP #4. (No illustration.)

(20) First Army Allocation #3 to V Corps of 10,000 rounds of RIGBA in ASP #4. (No illustration of this allocation.)

(a) Posted by army ordnance officer to:

1. Status of Stocks Record for ASP #4. (No illustration.)

(b) Posted by ASP #4 to:

1. Status of Stocks Record. (No illustration.)

(c) Posted by corps ordnance officer to:

1. Corps Credit Record. (See line 5, fig. 17.)

(21) V Corps Allocation #3 to 4th Division of 7,000 rounds of RIGBA in ASP #4. (No illustration of the allocation.)

(a) Posted by corps ordnance officer to:

1. Corps Credit Record. (See line 6, fig. 17.)

(b) Posted by 4th Division Ammunition Officer to:

1. Division Credit Record. (No illustration of this Division Credit Record.)

(22) 3d Division Transportation Order #1 to 7th Infantry Regiment for 1,000 rounds of RIGBA in ASP #3. (See fig. 9.)

(a) Posted by division ammunition officer to:

1. Division Credit Record. (See line 3, fig. 15.)

(b) Posted by ASP #3 to:

1. Locator Record. (See line 2, fig. 22.)

2. Status of Stocks Record. (See line 4, fig. 20.)

(23) 3d Division Transportation Order #2 to 9th Infantry Regiment for 1,000 rounds of RIGBA in ASP #2. (No illustration of the transportation order.)

(a) Posted by division ammunition officer to:

1. Division Credit Record. (See line 4, fig. 15.)

(b) Posted by ASP #2 to:

1. Locator Record. (No illustration.)

2. Status of Stocks Record. (No illustration.)

(24) First Army Transportation Order #1 to 819th Tank Destroyer Battalion for 1,000 rounds of R1GBA in ASP #3. (No illustration of this transportation order.)

(a) Posted by the army ordnance officer to:

1. Status of Stocks Record for ASP #3. (See line 4, fig. 23.)

(b) Posted by ASP #3 to:

1. Locator Record. (See line 3, fig. 22.)

2. Status of Stocks Record. (See line 5, fig. 20.)

(25) V Corps Transportation Order No. 1 to 823d Tank Destroyer Battalion for 2,000 rounds of R1GBA in ASP #3. (No illustration of this transportation order.)

(a) Posted by corps ordnance officer to:

1. Corps Credit Record. (See line 7, fig. 17.)

(b) Posted by ASP #3 to:

1. Locator Record. (See line 4, fig. 22.)

2. Status of Stocks Record. (See line 6, fig. 20.)

(26) 3d Division Transportation Order #3 to 7th Infantry Regiment for 2,000 rounds of R1GBA in ASP #3. (No illustration of this transportation order.)

(a) Posted by division ammunition officer to:

1. Division Credit Record. (See line 6, fig. 15.)

(b) Posted by ASP #3 to:

1. Locator Record. (See line 5, fig. 22.)

2. Status of Stocks Record. (See line 8, fig. 20.)

(27) First Army Transportation Order #2 to 819th Tank Destroyer Battalion for 1,000 rounds of R1GBA in ASP #3. (No illustration of this transportation order.)

(a) Posted by army ordnance officer to:

1. Army Status of Stocks Record for ASP #3. (See line 8, fig. 23.)

(b) Posted by ASP #3 to:

1. Locator Record. (See line 6, fig. 22.)

2. Status of Stocks Record. (See line 9, fig. 20.)

CHAPTER 4

AMMUNITION SUPPLY IN THE ARMY AIR FORCES

Section I.

GENERAL

116. MISSION. The mission of ordnance service in the supply of ammunition to the Army Air Forces is prompt delivery of ammunition to aircraft and personnel in the kinds and quantities and at the times and places required by air forces commanders. Bombs are delivered by ordnance personnel to the plane completely assembled with fuzes, fins, and arming wires or are fuzed in the plane as directed by proper authority. Other types of ammunition are delivered in belts, clips, magazines, or other packings ready for immediate use by personnel and aircraft.

117. ORGANIZATION. a. Control (figs. 27 and 28).

(1) *Numbered air force.* The air force ordnance officer is responsible to the commanding general of the numbered air force for the coordination and administration of ordnance activities in the numbered air force.

(2) *Air force service command.* The ordnance officer of the air force service command is charged with the detailed control and operation of ordnance service. He coordinates and supervises ordnance activities at air force ammunition depots, service centers, and dispersed airdromes. In order to maintain the stock levels prescribed by the air force commander for service center RP's and airdrome DP's, the ordnance officer of the air force service command controls the flow of ammunition from the air force depots.

(3) *Service center RP's.* The service center RP is an emergency refilling point or reserve store from which DP's at dispersed airdromes serviced by the service center may be supplied. It also supplies ammunition to aircraft and personnel stationed at the service center.

(4) *Airdrome DP's.* An airdrome DP is established for one or more squadrons occupying an airdrome. It stores the types and quantities of ammunition prescribed by the air force commander and delivers it to the personnel and planes at the airdrome as required by the squadron commander.

b. Ordnance troops. Troops provided by the Ordnance Department for the operation of ammunition supply to the Army Air Forces are organized into the following units:

(1) *Ordnance ammunition company (T/O and T/E 9-17).* One per air force ammunition depot. Ammunition depots are normally assigned one or more to each numbered

AMMUNITION SUPPLY
DOWNWARD FLOW OF DIRECTIVES, ETC.

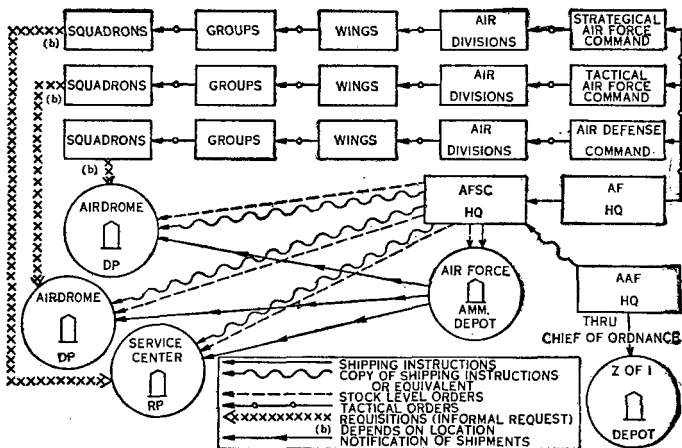


Figure 27. Downward flow of directives, stock level orders, shipping instructions, etc.

air force, depending upon the size of the air force.

(2) *Ordnance section, headquarters and headquarters squadron, service group (T/O and E 1-412).* This section coordinates ordnance activities within the service center. The senior officer of this section is the service center ordnance officer.

(3) *Ordnance supply and maintenance company, aviation.* One per service squadron of the service group located at the service center. The normal assignment of this company is one per combat group.

(4) *Ordnance section of combat squadron.* One per combat squadron. This section services the squadron at the airdrome.

118. FLOW OF AMMUNITION. Air force ammunition depots are stocked with ammunition received from the zone of the interior depots. The ammunition is then forwarded

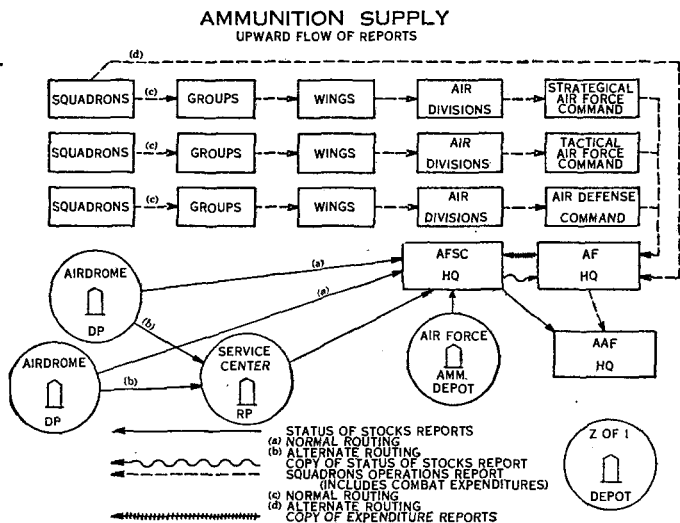


Figure 28. Upward flow of reports.

to railheads or truckheads, service center RP's or airdrome DP's, as the situation requires and permits. (See fig. 29.)

119. TRANSPORTATION AND LABOR. a. Transportation. The transportation of ammunition from air force ammunition depots, or from truckheads and railheads to service center RP's or airdrome DP's, is normally furnished by quartermaster truck companies assigned to the service center or units of the Transportation Corps. Within the RP's and DP's all necessary transportation is normally furnished by the ordnance troops assigned.

b. Labor. At air force ammunition depots, railheads, or truckheads, service center RP's and airdrome DP's, ammunition is handled by ordnance troops reinforced by other troops or by locally procured civilian labor as required.

c. Shipments from depots. When an air force ammunition depot receives shipping instructions from the air force service command, or requisitions from RP's or DP's, the depot commander arranges with the proper agency for transportation and forwards the ammunition to the proper points.

120. STOCKING SUPPLY POINTS. a. Stock levels. The numbered air force commander, after considering recommendations of the air force ordnance officer and A-4, determines the stock levels to be maintained at each service center RP and airdrome DP, in order to insure that each squadron has available the quantity and kind of ammunition required for its tactical mission. Instructions are sent to the air force service command informing it of the prescribed stock levels and directing it to maintain those levels. The air force service command determines the stocks needed at each air force ammunition depot in order to maintain the stock levels prescribed for the RP's and DP's. The air force service command then sends a stock level order to the commander of each depot, RP, and DP, informing him of the stock levels prescribed for his establishment.

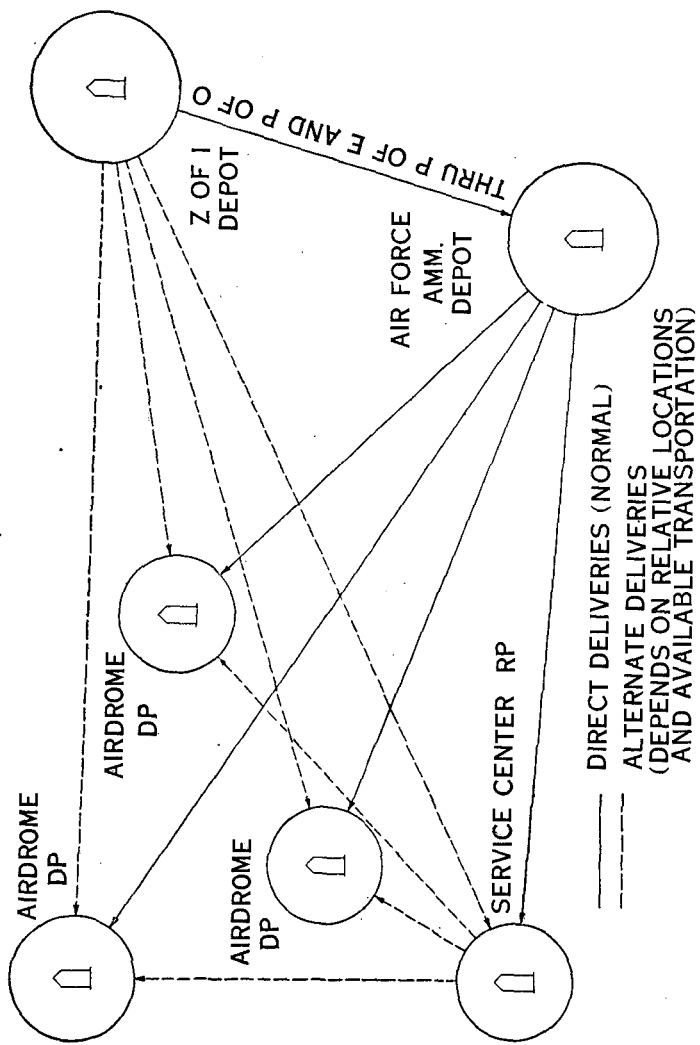


Figure 29. Flow of ammunition.

b. Shipping instructions. On the basis of the prescribed stock levels, the air force service command issues shipping instructions (on W.D., A.G.O. Form No. 584, see fig. 30) directing the air force ammunition depot to ship ammunition to the RP's and DP's. A copy of the shipping instructions or its equivalent is sent to the service center RP or airdrome DP concerned.

c. Shipping tickets. Upon receiving shipping instructions the air force ammunition depot ships the designated ammunition to the specified service center RP or airdrome DP on shipping tickets, W.D., A.G.O. Form No. 584. (See par. 124c.) The original of this form is forwarded directly to the RP or DP to which the ammunition is shipped; one copy is retained by the depot for its files; one is furnished the air force service command; and one copy accompanies the shipment as a packing list or invoice. The consignee is not required to return a signed copy to the ammunition depot, but the depot drops the ammunition from its stock records upon forwarding the copy of the shipping ticket to the supply point concerned.

d. Tally-in. When ammunition is received at a depot, RP, or DP, it will be tallied in on W.D., A.G.O. Form No. 584. If receipts are posted to records from tally-ins, the tallies should be checked against the shipping tickets. (See par. 124d.)

e. Status of stock reports. Each air force ammunition depot, service center RP and airdrome DP submits a status of stocks report to the air force service command at periods determined by the air force service command. The routing of these reports will be prescribed by the air force service command. The reports show the quantity of each type of ammunition on hand and are used by the air force service command to determine the quantities to be shipped to the RP's and DP's in order to maintain the prescribed stock levels.

f. Manner of shipment. Ammunition is always shipped to service center RP's and airdrome DP's by complete

AVIATION AMMUNITION

(Check Uses)

- TALLY-OUT
 TALLY-IN
 STATUS OF STOCKS REPORT

- SHIPPING INSTRUCTIONS
 SHIPPING TICKET
 SPECIAL REQUISITION

DATE AND TIME

19__

TO: _____

FROM: _____

LOCATION OF AMMUNITION: _____

INSTRUCTIONS: _____

	BOMBS		SPECIAL FUZES AND PRIMER DETONATORS		PYROTECHNICS		AMMUNITION	
	CODE	QUANTITY	CODE	QUANTITY	CODE	QUANTITY	CODE	QUANTITY
1	S1ZEE		S2ORA		S1ZFS			
2	S1ZCE		S2QJA		S5BFA			
3	S1ZDD		S2QNA		S5BEA			
4	S1ZDQ		S2QKA		S5LAA			
5	S1ZEC		S2QPA		S5PAA			
6	S1ZBB		S2QDA		S5PBA			
7	S1ZHC		S2QQA		S5PCA			
8	S1ZVH		S2QUA		S5PDA			
9	S1ZVL		S2RCA		S5PEA		RIABA	
10	S1ZBK		S2QVA		S5PFA		RIADA	
11	S1ZVF		S2RDA		S5PGA		RIACA	
12	S1ZEQ		S2QWA		S5PHA		RIBAA	
13	S1ZFT		S2REA		S5PIA		RIBBA	
14	S1ZFC				S5PMA		RIFAA	
15	S1ZER				S5PNA		RIFGA	
16	S1ZCB				S5POA			
17	S1ZFQ		S2SLA		S5PPA		RIINA	
18	S1ZED		S2SNA		S5PPA			
19			S2SPA		S5PSA			
20			S2SOA		S5QBA			
21			S2SHX		S5QGA			
22			S2SIA		S5QCA			
23			S2SKA					
24			S2SJA					
25								
26								
27								
28								
29								
30								
31								
32								
33								
34								
35								
36								
37								
38								
39								
40								

INITIATED BY: _____

APPROVING OFFICE NO

RECEIVING OFFICE NO

REC. BY: _____

APPROVED BY: _____

DATE AND TIME: _____

AIRCRAFT AMMUNITION TRANSACTION
 W. D., A.G.O., FORM NO. 584

*Figure 30. Aircraft ammunition transactions
(W.D., A.G.O. Form No. 584) (obverse).*

rounds, except components to replace lost or damaged items and separate components needed for modification and adaptation of bombs.

121. ISSUES TO SQUADRONS. **a. Deliveries to planes.** Requests for deliveries are made by the squadron commander to the squadron ordnance officer. The request should specify the types and quantities, and the time and place of delivery. When such requests are received they are posted to the register of ammunition orders and deliveries (W.D., A.G.O. Form No. 585).

b. Tally-out. Each delivery to a squadron is made on a tally-out (W.D., A.G.O. Form No. 584). A tally-out may be prepared for each plane or for the entire flight. The tally-out is prepared in triplicate. The original is receipted by the squadron armament officer and returned to the squadron ordnance officer; one copy is retained at the DP ammunition area; and the remaining copy is retained by the squadron armament officer. This form constitutes a credit voucher to the RP or DP stock and locator records.

c. Authority for expenditure. The assignment of a mission to a squadron is the authority for the expenditure of the types and quantities of ammunition necessary to complete that mission.

122. RECORDS OF RECEIPTS AND ISSUES. **a. At air force ammunition depots.** Each receipt of ammunition by the ammunition depot and each outgoing shipment is posted to the depot's stock and locator record (W.D., A.G.O. Form No. 582) and to the magazine record cards in the depot ammunition area. (See par. 125b.)

b. Air force service command. Copies of all shipping tickets are forwarded to the air force service command from air force ammunition depots, RP's and DP's. These are posted to the air force service command's stock level and locator record. This latter record shows the quantity of each item of ammunition within the air force and the quantity

in each depot, RP and DP. Status of stocks reports are also posted to the stock level and locator record. (See fig. 33.)

c. RP's and DP's. Each receipt of ammunition is posted to the stock and locator record of the RP or DP. Only quantities actually received are posted to the stock and locator records. Either tally-ins or shipping tickets may be posted. Deliveries to squadrons are also posted to the stock and locator record from tally-outs signed by the armament officer of the squadron. (See fig. 32.)

123. SQUADRON OPERATION REPORTS. The expenditure of various types of ammunition in squadron operations is shown in the operations reports submitted by the squadron through tactical command channels.

Section II.

EXPLANATION OF AMMUNITION FORMS

124. W.D., A.G.O. FORM NO. 584 (figs. 30 and 31).

a. General. This is a multipurpose form used for the purposes indicated by the boxes at the top of the form. It consists of three parts: the heading, the body, and the signature lines at the bottom.

(1) *Heading.* The heading contains six boxes designating the uses of the form: tally-out, tally-in, status of stocks report, shipping instructions, shipping ticket, and special requisition. The use made of the form is indicated by placing an "X" or check mark in the appropriate box. Other lines in the heading ("Date and Time", "To", "From", "Location of ammunition", and "Instructions") are self-explanatory.

(2) *Body.* The body of this form consists of four columns headed from left to right: "Bombs", "Fuzes", "Pyrotechnics", and "Ammunition". Each of these columns

is divided into two columns headed "Code" and "Quantity". The code symbols of the more important items are printed in the code columns. However, the lower lines of each code column are left blank and are to be used to fill in code symbols of additional items when needed. The quantity of each item involved in any transaction for which the form is used, is entered in the "Quantity" column after the code symbol for that item. The body of the form will be made out in the above manner when used for any purpose described in the following subparagraphs.

(3) *Signatures.* The lower portion of the form consists of lines for the signatures of various officers as indicated in the following paragraphs. There are also two boxes labeled "Approving Office no." and "Receiving Office no.". These boxes are used to indicate the voucher number assigned by the respective offices or organizations.

(4) *Reverse.* The reverse side of the form contains a list of the important items of ammunition with a description of each and its code symbol. (See fig. 31.)

b. Shipping instructions. W.D., A.G.O. Form No. 584 is the form used for shipping instructions by the air force service command to the air force ammunition depots and/or RP's and DP's. When directing shipments from an air force ammunition depot, the line "Location of ammunition" may be left blank. When directing shipments between depots or between RP's and DP's, this line will show the depot, RP, or DP, from which the ammunition is to be shipped. The line "Initiated by" will be signed by the ordnance officer of the air force service command. The line "Approved by" will be signed by the commanding officer of the air force service command or his representative. The line "Rec. by" is intended for the signature of the officer receiving the shipping instructions at the air force ammunition depot (or RP or DP).

c. Shipping ticket. W.D., A.G.O. Form No. 584 is used as a shipping ticket by the air force ammunition depot when a physical movement of ammunition is made to an-

BOMBS

SPECIAL FUZZES & PRIMER DETONATORS

FUSELAGE

Detonation Bombs

(Requisition Separately)

- 6. B122Z BOMB, G.P., 100 lb., AN-M30; w/Fuze, AN-M102 (N); Fuze, bomb, AN-M102A (T) * 2
- 6. B122E BOMB, G.P., 250 lb., AN-M5; Fuze, bomb, AN-M103 (N); Fuze, bomb, AN-M102A (T) * 2
- 6. B122D BOMB, G.P., 500 lb., AN-M5; w/Fuze, bomb, AN-M103 (N); Fuze, bomb, AN-M102A (T) * 2
- 6. B122Q BOMB, G.P., 1000 lb., AN-M5; w/Fuze, bomb, AN-M103 (N); Fuze, bomb, AN-M102A (T) * 2
- 6. B122C BOMB, G.P., 2000 lb., AN-M5; w/Fuze, bomb, AN-M103 (N); Fuze, bomb, AN-M102A (T) * 2
- 6. B122B BOMB, L.C., 4000 lb., AN-M5; w/Fuze, bomb, AN-M103 (N); Fuze, bomb, AN-M102A (T) * 2

Fragmentation Bombs

- 6. B122H BOMB, fragmentation, 25 lb., M72 w/Fuze, bomb, M120 (N) *
- 6. B122V CLUSTER, fragmentation bomb, 20 lb., M1A1 (N) (0 lb. size) (BOMB, fragmentation, 20 lb., M41, w/Fuze, bomb, AN-M101A), adapter, cluster, M1A1 *
- 6. B122L Same as (B) above, except adapter, cluster, AN-M1A2 *
- 6. B122E CLUSTER, fragmentation bomb, M4 (00 lb. size) (BOMB, fragmentation, 25 lb., M40, w/Fuze, bomb, M120 (N); adapter, cluster M3) *
- 6. B122F Same as (B) above, except Fuze, bomb, M104 (N) *

Chemical Bombs

- 6. B122Q BOMB, gas persistent, H3, 100 lb., M47A2; w/Fuze, M105 (N) and Burst, M4 *
- 6. B122F BOMB, smoke, phosphorus, WP, 100 lb., M47A2, w/Fuze, bomb, M105 (N) and Burst, M4 *
- 6. B122C BOMB, gas persistent, H3, 115 lb., M70 w/Fuze, AN-M102A (N) and Burst, M10 *

Armor Piercing Bombs

- 6. B122R BOMB, A.P., 1000 lb., AN-M4 3; w/Fuze, bomb, AN-M4 228 (T) *
- 6. B122C BOMB, A.P., 1000 lb., AN-M4 1; w/Fuze, bomb, AN-M4 228 (T) *
- 6. B122Q BOMB, S.A.P., 500 lb., AN-M58A1; Fuze, AN-M102A (T) * 2
- 6. B122D BOMB, S.A.P., 1000 lb., AN-M58; Band trunnion, M5; Fuze, bomb, AN-M102A (T) *

- 19. B202A FUZZE, Bomb, AN-M102 (N)
- 20. B202A FUZZE, Bomb, AN-M100A1 (T) w/Primer detonator, M14, .025 sec. delay
- 21. B202A FUZZE, Bomb, AN-M100A2 (T) w/Primer detonator, M14, .025 sec. delay
- 22. B202A FUZZE, Bomb, AN-M100A1 (T) w/Primer detonator, M14, .025 sec. delay
- 23. B202A FUZZE, Bomb, AN-M102A2 (T) w/Primer detonator, M14, .025 sec. delay
- 24. B202A FUZZE, Bomb, AN-M102A1 (T) w/Primer detonator, M14, .025 sec. delay
- 25. B202A FUZZE, Bomb, AN-M102A2 (T) w/Primer detonator, M14, .025 sec. delay
- 26. B202A FUZZE, Bomb, M112 (T) w/Primer detonator, M16, 11.0 sec. delay
- 27. B202A FUZZE, Bomb, M112A1 (T) w/Primer detonator, M16A1, 11.0 sec. delay
- 28. B202A FUZZE, Bomb, M113 (T) w/Primer detonator, M16, 11.0 sec. delay
- 29. B202A FUZZE, Bomb, M113A1 (T) w/Primer detonator, M16A1, 11.0 sec. delay
- 30. B202A FUZZE, Bomb, M114 (T) w/Primer detonator, M16, 11.0 sec. delay
- 31. B202A FUZZE, Bomb, M14A1 (T) w/Primer detonator, M16A1, 11.0 sec. delay

- 62. _____ 1. FUZZE, Bomb, M123, (T) 1, 2, 4, 6, 12, 24, 36, 72, 144 hour delay (100 & 200 lb. G.P. Bombs)
- 63. _____ 1. FUZZE, Bomb, M126, (T) 1, 2, 4, 6, 12, 24, 36, 72, 144 hour delay (500 lb. G.P. and 500 lb. S.A.P. Bombs)
- 64. _____ 1. FUZZE, Bomb, M125, (T) 1, 2, 4, 6, 12, 24, 36, 72, 144 hour delay (1000 & 2000 lb. G.P. and 1000 lb. S.A.P. Bombs)
- 65. B202A PRIMER Detonator, M14, 0.1 sec. delay
- 66. B202A PRIMER Detonator, M14, 0.025 sec. delay
- 67. B202A PRIMER Detonator, M14, 0.01 sec. delay
- 68. B202A PRIMER Detonator, M14, non-delay
- 69. B202A PRIMER Detonator, M16, 11.0 sec. delay
- 70. B202A PRIMER Detonator, M16, 4.0 sec. delay
- 71. B202A PRIMER Detonator, M3A1 8-11 sec. delay
- 72. B202A PRIMER Detonator, M3A1 6-8 sec. delay

- 43. B122F BOMB, photoflash, M46, w/Fuze, flash, mechanical time, M114 *
- 44. B52FA FLARE, aircraft, parachute, M5A1
- 45. B52EA FLARE, aircraft, parachute, AN-M29 Fuze, flare, mechanical time, M111 (all modifications)
- 46. B52LA SIGNAL, aircraft, red star, Parachute, M11
- 47. B52PA SIGNAL, aircraft, double star, green-green, AN-M39
- 48. B52BA SIGNAL, aircraft, double star, green-yellow, AN-M42
- 49. B52CA SIGNAL, aircraft, double star, red-green, AN-M41
- 50. B52DA SIGNAL, aircraft, double star, red-red, AN-M37
- 51. B52EA SIGNAL, aircraft, double star, red-yellow, AN-M40
- 52. B52FA SIGNAL, aircraft, double star, yellow-yellow, AN-M38
- 53. B52GA SIGNAL, aircraft, single star, green, AN-M45
- 54. B52HA SIGNAL, aircraft, single star, red, AN-M43
- 55. B52IA SIGNAL, aircraft, single star, yellow, AN-M44
- 56. B52BA SIGNAL, aircraft, M53
- 57. B52CA SIGNAL, aircraft, M54
- 58. B52DA SIGNAL, aircraft, M55
- 59. B52EA SIGNAL, aircraft, M56
- 60. B52FA SIGNAL, aircraft, M57
- 61. B52GA SIGNAL, aircraft, M58
- 62. B52HA SIGNAL, drift, day, AN-M4 3, and 3
- 63. B52IA SIGNAL, drift, night, AN-M4 3, and 3
- 64. B52QA SIGNAL, drift, night, AN-M4 3

AMMUNITION (AIRCRAFT WEAPONS)

- 65. _____ 4. CARTRIDGE, A.P., cal. 30, AC & AC or R
- 66. _____ 4. CARTRIDGE, I, cal. 30, AC & AC or R
- 67. _____ 4. CARTRIDGE, T, cal. 30, AC & AC or R
- 68. _____ 6. LINK, metallic belt, cal. 30, AC & AC or R
- 69. _____ 4. CARTRIDGE, A.P., cal. 50, AC & AC or R
- 70. _____ 4. CARTRIDGE, I, cal. 50, AC & AC or R
- 71. _____ 4. CARTRIDGE, T, cal. 50, AC & AC or R
- 72. _____ 4. LINK, metallic belt, cal. 50, AC & AC or R
- 73. B1A4A CARTRIDGE, H.E., I, w/Fuze, P.D., 253 Mk I-II (20 mm)
- 74. B1A4A CARTRIDGE, ball (20 mm)
- 75. B1A4A CARTRIDGE, A.P., T, M75 (20 mm)
- 76. B1B4A LINK, disintegrating belt, M2 (20 mm)
- 77. B1B4A LINK, end disintegrating belt, M4 (20 mm)
- 78. B1F4A SHELL, fixed, H.E., M54, w/Tracer; S.D., and FUZE, P.D., M54 (27 mm M4)
- 79. B1P4A SHELL, fixed, A.P., M50, w/Tracer, (27 mm M4)
- 80. _____ 3 & 5 SHELL, fixed, H.E., M48, supercharge, w/FUZE, P.D., M57 (75 mm)
- 81. B1J4A PROJECTILE, fixed, A.P.C., M61, supercharge, w/FUZE, B.D., M56A1 and TRACER (75 mm)

NOTE SYMBOLS

- 1. For other C/R components see ENL 5-1 Part II.
- 2. Code designation not yet assigned. Separate fuse for each functioning time.
- 3. M14, Primer Detonator used with FUZZE, bomb, (T) AN-M100A1, M3A1, M1A1, M1A2, M1A3, M1A4.
- 4. Code designation not yet assigned.
- 5. See ENL T-1 Part I for code designation, packing, linking, and/w grading.
- 6. See ENL R-1 Part I for other packing and/w grading.
- 7. See ENL T-5 for code designation and packing.

Figure 31. Aircraft ammunition transactions (W.D., A.G.O. Form No. 584) (reverse).

other ammunition supply installation. Four copies will usually be made. (See par. 120c.) The line "Initiated by" is for the signature of the depot officer and the line "Approved by" is for the signature of the commanding officer of the ammunition depot.

d. Tally-in and tally-out. W.D., A.G.O. Form No. 584 may be used by RP's and DP's as a voucher, in time of war, to their stock and locator records. (See pars. 120d and 121b.) When used as a tally-out for the delivery of ammunition to any using unit, an authorized officer or his assistant will, upon receipt of the ammunition, sign the line "Rec. by," indicating the date and time. All tally-ins and tally-outs should be filed in a binder according to the serial number assigned by the supply point. Any supplementary information will be attached to the appropriate tally-in or tally-out, or reference will be made to such information.

e. Status of stocks report. This form is used by air force ammunition depots, service center RP's and airdrome DP's for the prescribed status of stocks reports required by the air force service command. The purpose of this report is to inform the air force service command of the ammunition actually on hand in each supply point as of a stated reporting period. (See par. 120e.)

(1) Reports originating at air force ammunition depots will be signed by the depot officer on the line "Initiated by", and by the depot commander on the line "Approved by".

(2) At the service center, the line "Initiated by" will be signed by the ammunition officer of the ordnance supply and maintenance company, aviation, and the line "Approved by" is for the signature of the service center commander.

(3) At an airdrome DP, the line "Initiated by" is initialed by the squadron ordnance officer and the line "Approved by" is signed by the airdrome commander.

f. Special requisition. When the established supply procedure is not adequate to meet the demand, it will be necessary to submit special requisitions to maintain stockages. These are submitted on W.D., A.G.O. Form No. 584

by RP's or DP's, as directed by the air force service command. The line "Initiated by" will be signed by the service center ordnance officer or squadron ordnance officer and the line "Approved by" is for the signature of the commanding officer of the service center or airdrome commander. When special requisitions are submitted by teletype, radio, etc., they will be confirmed in writing as described above.

125. W.D., A.G.O. FORM NO. 582. a. General. This form is used by air force ammunition depots, service center RP's and airdrome DP's as a stock and locator record, and by the air force service command as a stock level and locator record. A separate card is maintained for each item of ammunition. The code symbol of the item for which the card is made out is placed after the word "CODE" in the top left hand corner. The first column of the form, headed "UNIT-VOUCHER", is for entering the designation of each voucher. The word "Total" is placed in the top half of the heading of the next blank column. In the stock and locator record of DP's, RP's, and depots, the "Total" column shows a running balance of the total quantity within the installation. In the stock level and locator record of the air force service command, the "Total" column shows a running balance of the total quantity within the air force area except for the lag between actual expenditures and status of stocks reports.

b. At depots, RP's and DP's (fig. 32). The stock and locator records in depots, RP's, and DP's indicate in the columns to the right of the "Total" column, the magazine or stack in which the item is located and the quantity in each. The magazine or stack number is placed in the top half of the column heading. Lot numbers may be entered in the lower half of the heading. Each receipt and issue is posted to this record.

(1) *Receipts.* When a shipment of ammunition is received, the incoming shipping ticket (or tally-in) is entered in the "UNIT-VOUCHER" column, giving the voucher num-

ber assigned by the receiving office, the number assigned by the shipper, and the shipper's designation. The quantity is entered in the "AMT." line of the "Total" column and this quantity, added to the previous balance, is entered in the "BAL." line. The quantity stored in each magazine or stack is entered in the "AMT." line in the columns reserved for the magazine or stack concerned, and the balances adjusted accordingly.

(2) *Issues.* When ammunition is issued, a description of the voucher (shipping ticket for depots, tally-out for RP's and DP's) and its assigned number, and the squadron, RP, or DP to which the issue is made is entered in the "UNIT-VOUCHER" column. The quantity issued is entered in the "AMT." line of the "Total" column and subtracted from the previous balance, giving the new balance which is entered in the "BAL." line. The quantity issued from each magazine or stack is also entered in the "AMT." line in the column designated for the magazine or stack concerned, and the new balance indicated in the "BAL." line.

(3) *Reports.* At the end of each reporting period, the word "Report" and the date and hour will be entered in the "UNIT-VOUCHER" column, a wavy line is drawn through the "AMT." line across the form, and the last balance in each column will be reentered in the "BAL." line below the wavy line. A check will be made to ascertain that the "Total" balance equals the sum of the other balances. This total balance is the figure given in the status of stocks report for the particular item concerned.

c. **At air force service command** (fig. 33). In the stock level and locator record maintained by the air force service command, a column is reserved for each depot, RP, and DP in the air force to the right of the "Total" column. The designation of the depot, RP, or DP is placed in the top half of the heading of the appropriate column. The stock level established for that ammunition supply installation may be entered in the lower half of the heading.

STOCK AND LOCATOR RECORDED

code S1200

UNIT - VOUCHER	Mag. Lot No	Total (15,000)	UNIT KEEPING RECORD				Depot #1
			A-1 FA 3417	A-2 FA 6166	B-4 FA 3515	B-4 FA 3515	
V#1 S/T #104 EBS	AMT. 10 000	10 000	5 000	5 000			
	BAL. 10 000		5 000	5 000			
V #2 S/T #110 EBS	AMT. 5 000	5 000			5 000		
	BAL. 15 000	15 000			5 000		
V#3 S/T #1 DP #2	AMT. 1 000	1 000	1 000				
	BAL. 14 000	14 000	4 000				
V#4 S/T #2 DP #4	AMT. 2 000	2 000	2 000				
	BAL. 12 000	12 000	2 000				
V#5 S/T #3 RP #6	AMT. 3 000	3 000		3 000			
	BAL. 9 000	9 000		2 000			
V#6 S/T #4 DP #5	AMT. 2 000	2 000	2 000				
	BAL. 7 000	7 000	- 0 -				
V#7 S/T #121 EBS	AMT. 10 000	10 000	5 000			5 000	
	BAL. 17 000	17 000	5 000			5 000	
Report 6 Feb 0600	AMT. 17 000	17 000	5 000	2 000		5 000	5 000
	BAL. 500	500					
V#8 S/T #5 DP #2	AMT. 16 500	16 500		1 500			
	BAL. 1 100	1 100		1 100			
V#9 S/T #6 DP #4	AMT. 15 400	15 400		400			
	BAL. 1 300	1 300				1 300	
V#10 S/T #7 DP #5	AMT. 14 100	14 100				3 700	
	BAL. 900	900				900	
V#11 S/T #8 RP #6	AMT. 13 200	13 200				2 800	
	BAL.						
	AMT.						
	BAL.						
	AMT.						
	BAL.						

Figure 32. Stock and locator records.

UNIT KEEPING RECORD 8th AFSC
STOCK LEVEL & LOCATOR RECORD

CODE S127D

UNIT -- VOUCHER	Total		Depot #1 (15,000)	#2 (1000)	UNIT KEEPING RECORD 8th AFSC			
	AMT.	BAL.			DP #4 (2000)	DP #5 (2000)	RP #6 (3000)	
S/T #1104 EBS	AMT.	10 000	10 000					
	BAL.	10 000	10 000					
S/T #1110 EBS	AMT.	5 000	5 000					
	BAL.	15 000	15 000					
S/T #1 Depot #1 TO DP #2	AMT.		1 000	1 000				
	BAL.		14 000	1 000				
S/T #2 Depot #1 TO DP #4	AMT.		2 000		2 000			
	BAL.		12 000		2 000			
S/T #3 Depot #1 TO RP #6	AMT.		3 000					3 000
	BAL.		9 000					3 000
S/T #4 Depot #1 TO DP #5	AMT.		2 000				2 000	
	BAL.		7 000				2 000	
S/T #1121 EBS	AMT.	10 000	10 000					
	BAL.	25 000	17 000					
Report 6 Feb 0600	AMT.							
	BAL.	21 200	17 000	500	900	700		2 100
S/T #5 Depot #1 TO DP #2	AMT.		500	500				
	BAL.		16 500	1 000				
S/T #6 Depot #1 TO DP #4	AMT.		1 100		1 100			
	BAL.		15 400		2 100			
S/T #7 Depot #1 TO DP #5	AMT.		1 300			1 300		
	BAL.		14 100			2 000		
S/T #8 Depot #1 TO RP #6	AMT.		900					900
	BAL.		13 200					3 000

(1) *Shipments.* Each shipment from an installation outside the air force to an air force ammunition depot will be posted in the "Total" column and in the column reserved for that depot. Each shipment from a depot to an RP or DP, or from an RP to a DP, will be posted in the "AMT." line in the columns of the ammunition supply installations making and receiving the shipment. Receipts are added to the previous balance, and issues are subtracted from the previous balance. New balances are entered in the "BAL." line. A description of each transaction is entered in the "UNIT-VOUCHER" column.

(2) *Status of stocks reports.* When status of stocks reports are received in the air force service command, the word "Report" and the date and hour are entered in the "UNIT-VOUCHER" column, and the quantity reported as being on hand in each installation submitting a report is entered in the "BAL." line, in the column reserved for that installation.

126. REGISTER OF AMMUNITION ORDERS AND DELIVERIES (W.D., A.G.O. Form No. 585). This is a register kept at the service center RP and airdrome DP for the purpose of recording, in sufficient detail, the method of delivery of all ammunition to using units. All tally-outs are posted to this record to complete it after deliveries have been made. This record is useful for future reference, should the question of a particular delivery ever arise. (See fig. 34.)

127. AMMUNITION VISIBLE INDEX RECORD (W.D., A.G.O. Form No. 583). This form is a supplementary form to W.D., A.G.O. Form No. 582. (See par. 93d and fig. 6.)

128. PORTABLE BOOKFOLD. The portable bookfold described in paragraph 94 is used for maintaining the above records.

Date	Organization	Time Of Request	For Del.	Item Requested	Quan. Requested	Tally-In Tally-Out	Time Del.	Quantity Delivered	Remarks

REGISTER OF AMMUNITION ORDERS AND DELIVERIES
WD AGO FORM NO. 585
• NOVEMBER 1940

Figure 34. Register of Ammunition Orders and Deliveries
(W.D., A.C.O. Form No. 585).

APPENDIX I

CHECK LIST FOR AMMUNITION PLANS WITHIN COMBAT ZONE

1. DATA TO BE OBTAINED BY ORDNANCE OFFICER. **a.** Plan for the tactical employment of the command.

b. Administrative orders and approved plans of higher echelons.

c. Administrative decisions of his commander and general staff.

d. Tabulation of serviceable weapons on hand within the command.

e. Complete set of maps.

2. AMMUNITION SUPPLY. **a.** Computation of the weight of, and items to be included in, the unit of fire for the command.

b. Requirements. (1) Based on

(a) Tactical plan.

(b) Administrative decisions of the commander and the general staff.

(c) Number of serviceable weapons on hand within the command.

(d) Estimates (including type of fire) of the artillery commander, the antiaircraft officer, and of other staff officers.

(2) Stated in terms of—

(a) Units of fire.

(b) Complete rounds.

(c) Tons.

(3) Available ammunition in terms of units of fire and rounds.

c. Ammunition supply installations. (1) Number and locations of ammunition depots, ASP's, railheads and other installations, in accordance with—

(a) Tactical plan.

(b) Administrative decisions of the commander and the general staff.

(c) Location and employment of using units.

(d) Units to be supplied by each ammunition supply installation.

(e) Road nets, rail lines and trails.

(f) Security measures.

(g) Distances and time involved in resupply.

(h) Enemy capabilities, especially the location and range of artillery and the anticipated frequency of aerial reconnaissance and bombing.

(i) Terrain.

(j) Bivouac facilities for ammunition troops, including availability of water.

(k) Construction of roads within and to ammunition supply installations, including liaison with the engineer officer.

(l) Types and quantities to be stored and handled at each installation.

(m) Types and quantities of estimated daily issues and receipts at each installation.

(2) Stocks in each ammunition supply installation—

(a) In terms of—

1. Units of fire.

2. Complete rounds.

3. Tons.

(b) By type.

d. Issue and replenishment. (1) Original credit allocations.

(2) Quantity on hand.

(3) Allocations to lower echelons.

- (4) Reports.
 - (a) How submitted.
 - (b) When submitted.
- (5) Replenishment requirements in terms of—
 - (a) Units of fire.
 - (b) Complete rounds.
 - (c) Tons.
- e. Transportation. (1) Means of transportation available and amount required for—
 - (a) Initial stocking.
 - (b) Replenishment.
 - (c) Rolling reserves.
- (2) Schedule of shipments to ammunition supply installations.
- f. Labor requirements at each ammunition supply installation.

3. ORDNANCE UNITS. a. Assignment of ordnance ammunition units and personnel to ammunition supply installations.

b. Requirements for ordnance ammunition personnel to be secured from higher echelons.

WITHIN COMMUNICATIONS ZONE

4. DATA TO BE OBTAINED. a. As much of the data set forth in paragraph 1, above as applies.

b. Other data affecting ammunition supply, such as—

- (1) War Department directives.
- (2) Scheduled shipments from the zone of the interior.

5. AMMUNITION SUPPLY. a. As much of the data set forth in paragraph 2 above as applies.

b. Other data affecting ammunition supply, such as—

- (1) Computation of requirements and available ammunition in terms of day of supply as well as units of fire, rounds and tons.

(2) Construction of buildings, railroad sidings, docks, etc.

6. ORDNANCE UNITS AND PERSONNEL. a. Set forth in paragraph 3 above.

APPENDIX II

TABLES FOR CONVERSION OF ROUNDS TO CONTAINERS AND CONTAINERS TO ROUNDS

Tables for conversion of rounds to containers and containers to rounds are readily prepared from data contained in standard nomenclature lists.

The first column is headed "Number of containers" and the entries in the column progress from 1 to any desired number.

The columns to the right are grouped under a common heading "Number of Rounds" and each column is headed by the number of rounds packed in any bundle, box or other container, beginning with the smallest number and progressing to the largest. The first line in each column is the number of rounds in the packing; the second will be twice that number, etc.

An example of the use of a conversion table is as follows: A transportation order is submitted for 14700 rounds of TIEHA. A glance at the visible index card for TIEHA shows that it is packed 1344 rounds per box. A glance down the 1344 column shows 13440 and 14784 as consecutive entries. The transportation order is changed to 14784 rounds of TIEHA and 11 full boxes are issued.

AN EXAMPLE OF A CONVERSION TABLE

Number of Containers	Number of Rounds						
	1000	1200	1250	1344	1500	1800	3000
2	2000	2400	2500	2688	3000	3600	6000
3	3000	3600	3750	4032	4500	5400	9000
9	9000	10800	11250	12096	13500	16200	27000
10	10000	12000	12500	13440	15000	18000	30000
11	11000	13200	13750	14784	16500	19800	33000
12	12000	14400	15000	16128	18000	21600	36000
13	13000	15600	16250	17472	19500	23400	39000

APPENDIX III

VEHICLE LOAD TABLES

Vehicle load tables are readily prepared from data found in Standard Nomenclature Lists. These tables may be prepared in many suitable forms. The following table is an example of a suggested form and contains only a few selected items for illustration purposes.

The capacity of each type of vehicle in number of rounds is computed as follows:

a. For fixed or semifixed ammunition. (1) Divide the capacity of the vehicle in pounds by the weight of the container (box, bundle, etc.).¹ This gives the capacity of the vehicle in terms of containers.

(2) Multiply the vehicle's capacity in terms of containers by the number of rounds in the container. This gives the vehicle's capacity in terms of rounds.

Example: The capacity of a 2½-ton truck is 980 rounds of R1GBA. This is computed as follows:

(a) The capacity of a 2½-ton truck in pounds (5000) divided by the weight of a box of R1GBA (102) gives the capacity of a 2½-ton truck in terms of containers of R1GBA (49).

(b) The capacity of the 2½-ton truck in terms of containers (49) is multiplied by the number of rounds of R1GBA in the container (20). The result is the capacity of the 2½-ton truck in terms of rounds of R1GBA (980).

b. For separate loading ammunition. (1) Divide the weight of the container (bundle, box, etc.) of the propellant charge by the number of charges in the container and add that weight to the weight of the projectile.²

NUMBER OF ROUNDS PER—

Code Symbol	No. of rounds per package	Type of packing	Volume of packing (cu. ft.)	Weight of packing	1-ton trailer	1½-ton truck	2½-ton truck	2½-ton truck with 1-ton trailer
PIZAM				137.4	15	21	36	51
PIEAA	1	Uncrated	0.68	95.1				
P2EAA	3	Bundle	5.12	127.0				
R3EAA	25	Box	1.49	(77.3)				
R3DDA	50	Container	—	(2.0)				
R1GBA	20	Box	2.07	91.0	440	660	1,100	1,540
R1LCA	3	Bundle	0.96	70.9	84	126	213	297
R1QBA	2	Box	1.81	120.0	32	50	82	116
R1SBA	2	Box	1.81	110.0	36	54	90	126
R2ZCH				113.1	18	27	42	60
R2BAA	1	Uncrated	0.68	96.1				
R2MAA	3	Bundle	2.68	53.0				
R3BSA	25	Box	1.49	(77.3)				
R3DDA	50	Container	—	(2.0)				
R4CAA	18	Bundle	2.52	80.9	432	666	1,098	1,548
R4FCA	6	Bundle	1.08	58.0	204	312	516	720
R7AKA	10	Box	2.34	93.4	210	320	540	750
T1EHA	1344	Box	1.49	108.0	24,192	36,288	61,824	86,016
T1EDP	1000	W.B Crate	.89	77.0	26,000	39,000	65,000	91,000

(2) Divide the capacity of the vehicle in terms of pounds by the result of step 1.

(3) Adjust the result of step 1 to the nearest multiple of the number of propellant charges in a container.

Example (P1ZAM):

(a) The propellant charge (P2EAA) is packed 3 per bundle. The bundle weight, 127 pounds, divided by 3 equals 42.3 pounds. The projectile (P1EAA) weighs 95.1 pounds. 42.3 plus 95.1 equals 137.4 pounds.

(b) The capacity of a 2½-ton truck is 5,000 pounds. 5,000 divided by 137.4 is 36.

(c) 36 is a multiple of the number of propellant charges in the container and requires no adjustment to avoid breaking powder-charge containers.

¹ In the computation of water shipments, volume and weight must both be computed.

² The weight of fuzes and primers is relatively small and may be disregarded.

In preparing vehicle load tables, it may be advisable to adjust the number of rounds capacity for each vehicle to correspond to the number which can be loaded in the most secure manner.

INDEX

	<i>Paragraphs</i>	<i>Page</i>
Accessibility of ASP's	51a	28
Adequacy of ammunition supply system.....	7	6
Airdrome, definition	5b(1)	4
Airdrome distributing point, definition	5b(2)	5
Airdrome distributing points (DP's).....	117	111
Records and reports.....	122, 124-128	118, 119
Stocking of	120	114
Stock levels of	120	114
Air force service command	117	111
Definition	5b(3)	5
Records and reports.....	122, 124-128	118, 119
Air force ammunition depots, shipments from.....	119c	114
Air force ammunition supply	116-128	111
Air force ammunition supply installations:		
Stock of	120	114
Stock levels of	120	114
Allocations	20	12
By army	60	34
By corps	69	41
Cancellation of	60e	36
Definition	5a(1)	2
Percentage	61c	37
Requests for	23	13
To army	30b	18
Ammunition:		
Allocation of	20	12
Captured	26b(4)	15
Chemical	25	14
Credit, definition	5a(2)	2
Depot, definition	5a(5)	3
Dump, definition	5a(4)	2
Flow of	11-18	8
In air forces	118	113
Forward movement	7b(6)	6
In hands of troops:		
Definition	5a(5)	3
Report of	89	51
Levels, prescribed unit	61b	37
Officer, definition	5a(4)	2

	<i>Paragraphs</i>	<i>Page</i>
Operations:		
By army	46-65	26
By communications zone	32-41	19
By corps	66-71	41
By division	72-82	43
By regulating officer	42-45	24
By theater	27-31	17
By using units	84-90	49
Plans:		
Army	47	26
Check list for	App. I	129
Need for	9	7
Theater	28	17
Procurement of:		
By army	55	31
In theater	11, 33	8
Railhead, definition	5a(5)	3
Reports	22	13
Serviceable	26b	15
Shipment of:		
From air force ammunition depots	119c	114
From communications zone to combat zone	44	25
Supply:		
Cardinal principles of	7b	6
Command responsibility for	8	7
Continuity	7b	6
Flexibility	7b	6
Importance of	6	5
In the communications zone	32-41	19
Installation, definition	5a(5)	3
Installations:		
Air force, stocking of	120	114
Air force, stock levels	120	114
Army	48-59	26
Designation	59	33
Establishment	48	26
Personnel	57	33
Stock levels	54	30
Types	50	27
Mobility	7b	6
Security	7b	6
System:		
Adequacy of	7	6
Phases of	10	7
Transportation in communications zone	13	10
Truckhead, definition	5a(5)	3
Unserviceable	26b	15
Army:		
Allocations	60	34
Ammunition plan	47	26

	<i>Paragraphs</i>	<i>Page</i>
Ammunition supply installations	48-59	26
Designation	59	33
Establishment	48	26
Location	49, 51-53	27, 28, 30
Shipment to, from communications zone...	44	25
Stock levels	54	30
Types of	50	27
Ammunition supply system	46-65	26
Function of	15	10
Depots:		
Compared with ASP's	50a	27
Location	52	30
Stock levels	54b	31
Ordnance officer	46-65	26
Records and reports	63-65	38
Procurement of ammunition by	55	31
ASP's:		
Compared with army ammunition depots	50a	27
Definition	5a(5)	3
Location	51	28
Number	51	28
Opening and closing	56	32
Records and reports	62	38
Stock levels	54a	30
Cancellation of army allocations	60e	36
Captured ammunition	26	14
Cardinal principles of supply	7b	6
Center, service, definition	5b(5)	5
Chemical ammunition	25	14
Closing of ASP's	56	32
Combat Zone:		
Definition	5	2
Flow of ammunition from communications zone to	12	9
Shipment of ammunition from communications zone to	44	25
Transportation of ammunition from communi- cations zone to	41	24
Command responsibility	8	7
Communications zone:		
Ammunition operations in	32-41	19
Ammunition stock in	35	21
Definition	32	19
Depots:		
Commander's responsibility	36	21
Issues from	40	24
Shipment from, to combat zone	44	25
Stock levels	30	18
Records and reports	37	22
Transportation	13, 41	10, 24

	<i>Paragraphs</i>	<i>Page</i>
Complete round, definition	5a(6)	3
Conditions affecting ammunition supply	15	10
Continuity of supply	7b	6
Control of ammunition	19-26	12
By army	60, 61	34, 36
By communications zone	39	23
By division	74	44
By theater	30	18
Modified procedures	61	36
Corps:		
Allocations to division	68	41
Independent	71	43
Operations	66-71	41
Records and reports	70	42
Troops, issues to	69	41
Credit, definition	5a(2)	2
Day of supply, definition	5a(7)	3
Definitions:		
Airdrome	5b(1)	4
Airdrome distributing point (DP)	5b(3)	5
Air force service command	5b(2)	5
Allocation	5a(1)	2
Ammunition credit	5a(2)	2
Ammunition depot	5a(5)	3
Ammunition dump	5a(5)	3
Ammunition in hands of troops	5a(3)	2
Ammunition officer	5a(4)	2
Ammunition supply installation	5a(5)	3
Ammunition supply point (ASP)	5a(5)	3
Complete round	5a(6)	3
Day of supply	5a(7)	3
Distributing point	5a(5)	3
Expenditure	5a(8)	3
Lot number	5a(9)	3
Mission of fire	5b(4)	5
Munitions officer	5a(10)	4
Prescribed load	5a(11)	4
Railhead	5a(5)	3
Refilling point (RP)	5b(3)	5
Service center	5b(5)	5
Transportation order	5a(13)	4
Truckhead	5a(5)	3
Unit of fire	5a(14)	4
Deliveries of ammunition	17	11
Depot, ammunition, definition	5a(5)	3
Depots:		
Air force ammunition, stocking of	120	114

	<i>Paragraphs</i>	<i>Page</i>
Army ammunition:		
Compared with ASP's	50a	27
Location	52	30
Stock levels	54b	31
Communications zone:		
Commander's responsibility	36	21
Issues from	40	24
Records and reports	37	22
Stock levels	30	18
Designation of army ammunition supply installations	59	33
Disposition of captured, abandoned or recovered ammunition	26	14
Distributing point:		
Definition	5a(3)	5
Division	78a	45
Distributing point, airdrome	117	111
Definition	5b(3)	5
Records and reports	122, 124-128	118, 119
Stocking	120	114
Division:		
Ammunition operations	72-83	43
Control of ammunition	74	44
Distributing points and dumps	78a	45
Records and reports	82	47
Reserves	78	45
Supervision of unit reserves	79	47
Troops, issues to	75	44
Duds	26	14
Dump:		
Ammunition, definition	5a(5)	3
Division	78a	45
Emergency issues	77	45
Expenditure, definition	5a(8)	3
Factors determining army allocations	60b	34
Factors determining number, size, type and location of army ammunition supply installations.....	49	27
Flexibility of supply	7b	6
Flow of ammunition	11-18	8
From communications zone to combat zone.....	12	9
In air force ammunition supply	118	113
Forms:		
Explanation of use:		
Air forces, in supply to	124-128	119
Ground forces, in supply to	92-115	53
Forward movement, principle of	7b	6
Function of army ammunition supply system.....	15	10
Importance of ammunition supply	6	5

	<i>Paragraphs</i>	<i>Page</i>
Inspection of captured, abandoned or recovered ammunition	26	14
Installation, ammunition supply, definition	5a(5)	3
Installations, Army ammunition supply	48-59	26
Designation	59	33
Establishment	48	26
Location	49, 51-53	27, 28
Shipment to, from communications zone.....	44	25
Stock levels	54	30
Types	50	27
Issues:		
For use in communications zone	40	24
From communications zone depots	40	24
From railheads and truckheads	50b	28
In emergencies	77	45
To corps troops	69	41
To division troops	75	44
To using units	18, 88	12, 50
Levels, prescribed unit ammunition	61b	37
Loads, prescribed, definition	5a(11)	4
Location:		
Army ammunition supply installations	49	27
Army depots	52	30
ASP's	51	28
Transfer points	53	30
Lot number, definition	5a(9)	3
Mission of fire, definition	5b(4)	5
Mission of ordnance service in air force:		
Ammunition supply	116	111
Mobility of ASP's	51d	29
Mobility of supply	7b	6
Modified control procedures	61	36
Munitions officer:		
Definition of	5a(10)	4
Duties of	90	51
Navigation head	50b	28
Need for planning	9	7
Number:		
Army ammunition supply installations	49	27
ASP's	51e	29
Transfer points	53	30
Number, lot, definition	5a(9)	3
Officer:		
Ammunition, definition	5a(4)	2
Munitions, definition	5a(10)	4
Opening and closing of ASP's	56	32
Operating personnel for army ammunition supply installations	57	33

	<i>Paragraphs</i>	<i>Page</i>
Operations, ammunition:		
By army	46-65	26
By communications zone	32-41	19
By corps	66-71	41
By division	72-82	43
By regulating officer	42-45	24
By theater	27-31	17
By using units	84-90	49
Order, transportation, definition	5a(13)	4
Ordnance officer:		
Air force service command	117	111
Army	46-65	26
Records and reports	63-65	38
Communications zone	32-41	19
Records and reports	38	22
Corps	66-71	41
Records and reports	70	42
Division	72-82	43
Numbered air force	117	111
Theater	27-31	17
Records and reports	31	18
Ordnance troops, in air force ammunition supply ..	117	111
Organization of ammunition supply:		
Air force	116-123	111
Army	46-65	26
Communications zone	32-41	19
Corps	66-71	41
Division	72-82	43
Theater	27-31	17
Organization of theater of war	4	2
Percentage allocations	61c	37
Personnel:		
Air force ammunition supply installations.....	117, 119	111, 114
Army ammunition supply installations	57	33
Phases of ammunition supply system	10	7
Plan, ammunition:		
Army	47	26
Check list for	App. I	129
Theater	28	17
Planning, need for	9	7
Point, distributing, airdrome, definition	5b(1)	4
Point, distributing, definition	5a(5)	3
Point, refilling, definition	5b(3)	5
Prescribed load, definition	5a(11)	4
Prescribed unit ammunition levels	61b	37
Principles, cardinal, of supply	7b	6
Procurement of ammunition:		
By army	55	31
By theater	11, 33	8

	<i>Paragraphs</i>	<i>Page</i>
Railhead	50b	28
Ammunition, definition	5a(5)	3
Definition	5a(5)	3
Issue from	50b	28
Records and reports, ammunition:		
Air force, explanation and instructions	122-128	118
Army	63-65	38
ASP's and depots	62	38
Communications zone	37, 38	22
Corps	70	42
Division	82	47
Ground forces, explanation and instructions...	92-115	53
Theater	31	18
Refilling point	117	111
Definition	5b(3)	5
Records, and reports	122, 124-128	118, 119
Stocks	120	114
Regulating officer	14, 42-45	10, 24
Reports of ammunition in hands of troops.....	89	51
Reports, using unit	89	51
Requests:		
Allocation	23	13
Shipping	44	25
Reserves:		
Division	78	45
Unit	85	49
Responsibility, command	8	7
Rolling reserves, division	78b	46
Round, complete, definition	5a(6)	3
Security as factor in location of ASP's.....	51b	28
Security of ammunition supply.....	7b	6
Serviceable ammunition	26	14
Service center, definition	5b(5)	5
Service center refilling points (RP's).....	117	111
Definition	5b(3)	5
Records and reports	122, 124-128	118, 119
Stock levels	120	114
Shipments of ammunition:		
From air force ammunition depots	119c, 120f	114, 116
From communications zone to combat zone....	44	25
Shipping instructions, air force service command...	120b	116
Simplicity, principle of	7b	6
Squadrons, issue to	121	118
Stock level orders	120	114

	<i>Paragraphs</i>	<i>Page</i>
Stock levels:		
Airdrome distributing points (DP's).....	120	114
Air force ammunition supply installations.....	120	114
Army ammunition supply installations	54	30
Army depots	54b	31
ASP's	54a	30
Communications zone depots	30a	18
Refilling points	120	114
Supply. (See ammunition supply.)		
Theater of operations:		
Ammunition operations and organization.....	32-91	19, 52
Ammunition plan	28	17
Definition	4	2
Procurement of ammunition	11-33	8
Records and reports	31	18
Theater of war, organization	4	2
Transfer points	50b, 53	28, 30
Transportation of ammunition:		
From communications zone to combat zone....	41b	24
In air forces	119	114
Within the communications zone	41a	24
Transportation order:		
Definition	5a(13)	4
Use of	69, 75	41, 44
Truckhead	50b	28
Ammunition, definition	5a(5)	3
Definition	5a(5)	3
Issues from	50b	28
Types of army ammunition supply installations....	16, 50	11, 27
Unit of fire, definition	5a(14)	4
Unit ammunition levels, prescribed	61b, 86	37, 49
Unit areas, stocking of	87	50
Unit reserves	85	49
Units, using	84-90	49
Zone of the interior, definition	4	2