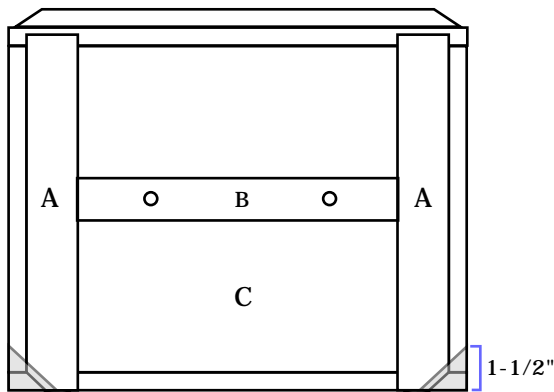
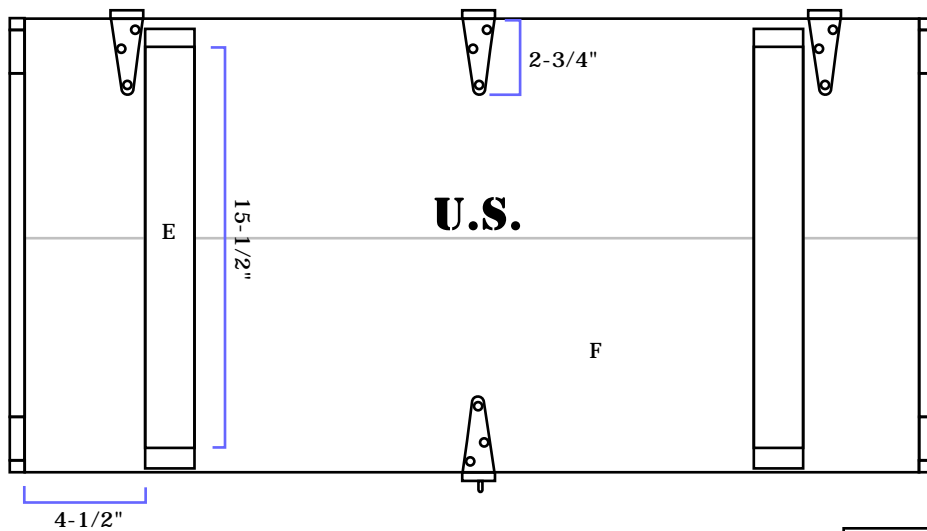
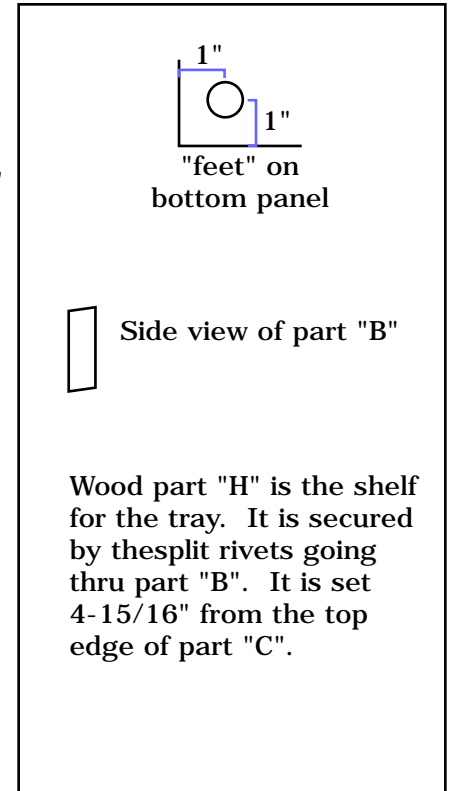
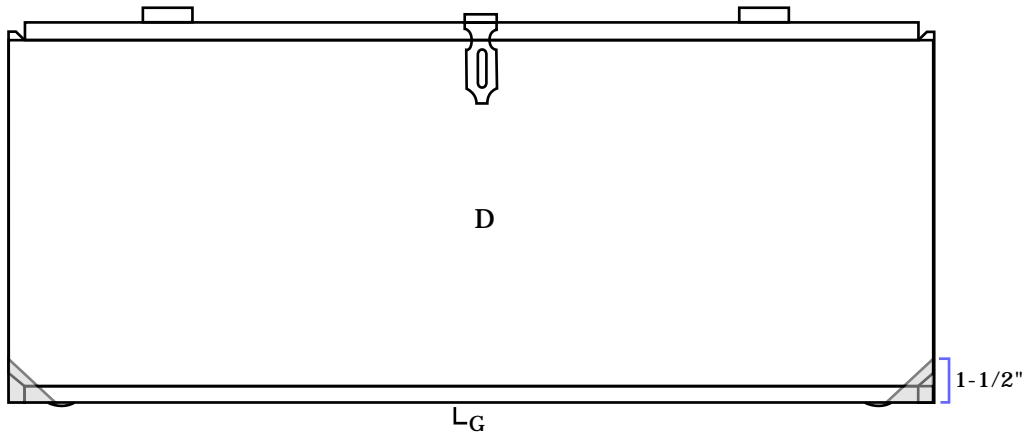


PLANS FOR
DAL-TEX SCREEN & COMPANY FOOTLOCKER
CIRCA 1943



Wood Required:

- A - 4 ea - 5/8" x 1-7/8" x 12-13/16"
- B - 2 ea - 11-5/16" x 2" x 5/8"
- C - 2 ea - 15-1/8" x 11-15/16" x 5/8"
- D - 2 ea - 11-15/16" x 5/8" x 33-1/2"
- E - 2 ea - 16-1/2" x 5/8" x 1-7/8"
- F - 1 ea - 16-3/8" x 32-1/4" x 5/8"
- G - 1 ea - 16-3/8" x 32-1/4" x 5/8"
- H - 2 ea - 13/16" x 5/8" x 12-3/4"

Hardware:

- 4 - split rivets for side handles
- 25 - split rivets for hinges & lock clasp
- 4 - split rivets with hemisphere heads ("feet" for bottom)

Notes:

- Bottom corners are cut off 1-1/2" from point of corner - do this after assembly
- Top & Bottom panels are made from 2 pieces each.
- "feet" on bottom are set 1" from each corner of bottom panel
- Measurements are based off an original. These have not been tested by making a reproduction!
- Drawings are NOT to scale